


TOUCH SCREEN UNIVERSAL INPUT DATALOGGER

WITH PC COMMUNICATION INTERFACE & INTERNAL
MEMORY FOR DATALOGGING

MODEL : DL 96 & 97



INTRODUCTION

DL Series 8 / 16 / 24 / 32 / Channel universal touch screen Data Logger accept input RTD, Thermocouple, Voltage, Current. The logger suitable for temperature, Pressure, humidity, Level flow, RPM, voltage, Current, etc.,. The input is passed through suitable filters to eliminate unwanted signals. This is a high performance series equipped to handle virtually any process documentation in mechanical and system engineering. Cold junction compensation is standard feature in Thermocouple input.

DL series Universal Touch screen data logger provides memory approximately 25,000 records, communication port for PC interfacing and user friendly customized software package.

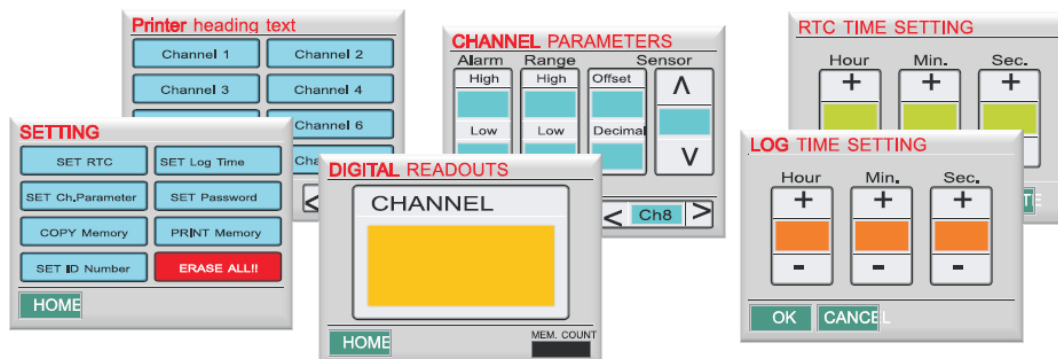
The DL series Universal Touch screen data logger is multi colour TFT display, USB 2.0 for pen drive data transfer, compact size, priced very competitive. The unit can be drawn from the front for easy servicing . Product quality certified.

Applications

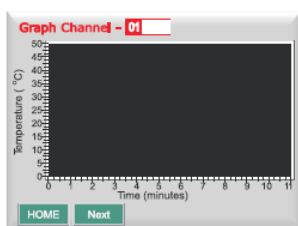
- ☐ Meteorology lab
- ☐ Pharmaceutical
- ☐ Ventilation air conditioning
- ☐ Food processing industries
- ☐ Testing and Calibration lab
- ☐ Research lab etc.,.

User interface and control

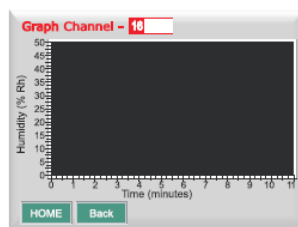
The DL series utilizes a high contrast multi colour active matrix TFT LCD display with a rugged touch screen. Use a finger on the board stylus, If you prefer to perform data entry and system navigation. The front panel is also fully complaint to IP65 for use in dusty or wet areas. An Intuitive icon driven menu system guides the users through easy to follow setup and control screens. The multiple display screens containing various combinations of indicator types such as horizontal and vertical bar graphs, large and small digital indicators and horizontal trends make setting up the parameters extremely simple.



Graphical view



Time (minutes)



The composite graphical view can display a online graph for a single input channel at a time. Individual channels can be displayed for detail analysis. This channel data is stored in memory with its time and date.

With external PC software the user is able to manipulate the graph to make it easy to see interaction between recorded channels, or change the colour schemes , Expand ,Compress, zoom and print. The same analysis tool used for multi-channel graph and used to scroll through data.

Tabular view

The digital readout display online data for multiple channels. Single channel data can be viewed with bigger digit size. The digit colour channel changes when the alarming condition occurs. The alarms event can be viewed with date and time stamp in alarm history screen. Display also shows the memory count which shows the status how more data samples can be stored in memory.

Recording data on storage media

Using the setup menu , the user can log the data in internal memory. If this memory is full the logged data can be transferred to external storage media connected on USB Port.

Record Rate	8 Channel	16 Channel
1 sec	9 Hrs	4.5 Hrs
10 sec	90 Hrs	45 hrs
1 min	540 Hrs	270 Hrs
10 min	5400 Hrs	2700 Hrs

The above table shows the number of maximum readings can be stored internal memory by changing record time after the above prescribed time the data must be transferred to USB storage media so as internal memory get free to store the new reading.

FEATURES

- ✓ Multi color TFT display.
- ✓ Each touch screen to configure & copy the datas.
- ✓ 8, 16, 24, 32 channel inputs with fixed & universal inputs.
- ✓ Analog inputs like Thermocouples, RTD, mA, mV, V.
- ✓ Internal memory for datas upto 25,000 records.
- ✓ USB 2.0 for pen drive data transfer.
- ✓ Parallel port provided for direct printout the storage datas.
- ✓ PC Interface through RS 485 or RS 232 or USB or Ethernet (TCP/IP).
- ✓ Common alarm output with H/L settings for all channel
- ✓ Easy mounting, compact size and rugged.
- ✓ Supply 230V AC.

Specifications

Model	DL 96 / 97
Display	3.5 inch multi colour TFT display
No.of channel	8 or 16 or 24 or 32 channel
Accuracy	± 0.15% of FS
Password access	Provided for all configuration settings
Analog & Temp Inputs (selectable for universal model)	RTD – PT 100 , TC – J, K, R, S, mA, mV, Volt
Input range	RTD – PT- 100 : -99.9 to 300.0°C (-199.9 to 300.0 optional) 0-20 mA: -999 to 4000 (1999 to 9999 optional) 4-20 mA: -999 to 4000 0-1 Vdc: -999 to 4000 0-5 Vdc : -999 to 4000 TC – J : 0 - 700°C TC – K : 0 - 1200°C TC – S : 0- 1600°C TC – R : 0 - 1600°C
Input	Fixed/Universal (T/Cs [K,J,R,S,N] / RTDs[Pt100] / Current [0/4-20mA] / Voltage [0/1-5VDC])
No Of Input	8/16 Nos
No Of Alarm	1/2 Nos
Alarm Output (optional against order)	1 or 2 common relay (5 A rated)
Alarm set point	High & Low Set point for each channel(user selectable)
Log interval	1 sec to 24 hours (selectable)
PC software	Provided with logging, Alarm Setup, Record, Graph
PC Communication	RS 232 or RS 485 or USB or Ethernet (TCP / IP)
Printer port	Parallel printer port provided
Work Ambience	Temperature (-10 to +60°C) , Humidity ≤ 90%RH
USB connection	USB 2.0 for pen drive data transfer
Baud Rate	9600 bps

Temperature drift	$\leq 0.01\%$ FS/°C (typical 50 ppm)
Electromagnetic compatibility	IEC61000-4-4, ± 4 KV / 5KHz; IEC61000-4-5, 4KV
Isolation withstanding voltage	Between power, relay contact and signal terminals ≥ 230 VDC ; Between isolated electroweak signal terminals ≥ 600 VDC
Response time	≤ 1.5 seconds if digital filter parameter is set as 0 or 1
Automatic pilot time interval	Approx. 1.2s or 2s configurable
Power Consumption	≤ 6 W
Enclosure	Aluminum case
Mounting	Panel mounting
Operating environment	0 to 50°C / 20 to 95% RH non condensing
Operating Voltage	230 VAC ± 10 / 50 Hz
Weight (Approx.)	1 kg

NOTE: Due to continuous improvement published specifications may change without notice



SANSEL INSTRUMENTS AND CONTROLS

SANSEL CALIBRATION LABORATORIES

ISO/IEC 17025 Accredited Calibration Laboratory by NABL CC - 2879
(Thermal, Mechanical, Electro-Technical, Dimension Parameters)

1 / 46 , 3rd Main road, Ganga Nagar, MMDA Colony , Maduravoyal , Chennai - 600 095. INDIA
☎ +91 44 2378 3951, 📞 +91 72999 72085 / 86 / 93, 📞 +91 98401 49928 ✉ enquiry@ sansel.net

