



Vol. 1020

A large, dark brown shield with a metallic, riveted border is centered on the page. Behind the shield, two crossed swords are visible, their hilts at the top and blades pointing downwards. The background is a dark, vertical-grained wood.

# NOT JUST MATTER OF BEAUTY!

SMARTER & STRONGER

MAXON

Decorative Doors



# Door frames

## unlimited Choices

**MAXON** has been in the business of providing wooden doors since along time. We are now launching wooden door frames, manufactured with the same engineering precision and passion for design, Our innovative designs of wooden door frames are made to suit various architectures of technology and process required to manufacture ready made wooden door frames. Our skilled engineering team, carpenters and wood work specialists work 24\*7 to innovate, design and test pioneering and innovative wooden door frame designs, to match your house architecture for us, each nail, hinge, handle, and design of the door frames matters.



CUSTOMISED SIZE | WOODEN FRAMES



# INDEX

TEAK WOOD DOOR SERIES ----- MBT

NATURAL VENEER SERIES ----- NC

TEAK VENEER SERIES ----- TNC

ECO LAMINATE SERIES ----- ELD

LAMINATE LINE ART SERIES ----- RLD

LAMINATE ROYAL SERIES ----- MLD

MEMBRANE DOORS SERIES ----- MMD

PREMIUM MEMBRANE  
DOORS SERIES ----- MMDP

M3D DOORS SERIES ----- M3D

EMBOSSSED DOORS SERIES ----- EMD

MOULDED SKIN  
DOORS SERIES ----- MSD

PRIMER COATED  
DOORS SERIES ----- MPC

FLUSH DOOR & PLYWOOD ----- FDP



# Welcome to door world

Since its foundation in 2007, **MAXON** Door has earned a reputation for being a rapidly growing company, taking to its current position as one of INDA's leading manufacturers of Decorative Designer doors for industry and private use. **MAXON** success also extensive network of dealers in other states within South India.

Functional door design goes hand-in-hand with a wide range of architectural styles, and **MAXON's** goal is to challenging new constructions and refurbishment of existing buildings. Competent consultancy provides the customer support throughout the value chain-from initial contact to instalation, servicing and maintenance advice.

## FOCUS ON PRODUCT DEVELOPMENT AND INNOVATION

By focusing on new product development and opening up new markets, **MAXON** Doors continues to build and extend its market position. The quality of this policy can be seen in its steady increase of market share in Karnataka over the last few years.

Functional door design goes hand-in-hand with a wide range of architectural styles, and **MAXON's** goal is to be the architect's preferred choice when it comes to challenging new constructions and refurbishment of rifting buildings. Competent consultancy provides the customer support throughout the value chain-from initial contact to installation, serving and maintenance advice.

## A DEDICATED TEAM

Doors has a comprehensive team of specially trained members backed by a well-developed machinery plant and organisation, all dedicated to ensuring a high level of support for product quality, durability and economy. **MAXON's** Doors develops not only doors, but good customer relations too by working consistently to ensure that the customer's impression of **MAXON's** Doors and its product is a positive one-right from initial consulatation to delivery. As a manufacturer of designer doors, **MAXON's** operates primarily on the B 2 B market & we also work with Builders, Consultants, Architect & Engineers to give best quality and designs.



**WEATHER  
RESISTANT**



**DIMENSIONALLY  
STABLE**



**BORER PROOF &  
TERMITE RESISTANT**



EVERY PRODUCTS  
ARE CRAFTED WITH  
PERFECTION!

SIZE:

Hight : 78, 81 Inches  
Width: 27, 30, 32, 33, 36, 39 Inches  
Thickness: 30 mm

\*\*We take orders as per customer's requirement





PREMIUM WOOD  
TEAK DOOR SERIES

MBT - 11 (4\*)

NOT JUST  
MATTER OF  
BEAUTY!


SMARTER & STRONGER  
Decorative Doors



PREMIUM WOOD  
TEAK DOOR SERIES



MBT - 01





PREMIUM WOOD  
TEAK DOOR SERIES



TDR - 4 (2\*)

PREMIUM WOOD  
TEAK DOOR SERIES



**MBT - 11 (4\*)**

PREMIUM WOOD  
TEAK DOOR SERIES




**MBT - 12 (3\*)**




PREMIUM WOOD  
TEAK DOOR SERIES



MBT - 13 (4\*)



PREMIUM WOOD  
TEAK DOOR SERIES




**MBT - 14 (2\*)**



PREMIUM WOOD  
TEAK DOOR SERIES



MBT - 16 (11\*)





PREMIUM WOOD  
TEAK DOOR SERIES



MBT - 104 (PD)



PREMIUM WOOD  
TEAK DOOR SERIES



**MBT - 105 (PD)**



**MBT - 106 (PD)2\***





NATURAL  
VENEER SERIES



Fascinating Designs  
with Unexpected  
PATTERNS...







NC - 01



NC - 04



NC - 12



NC - 14


NATURAL  
VENEER SERIES

NC

NATURAL  
VENEER SERIES



NC - 16



NC - 42



NC - 53



NC - 54


NC



NC - 56



NC - 57\*



NC - 58\*

NATURAL  
VENEER SERIES

NC



TEAK  
VENEER SERIES



TNC - 2



TNC - 3




TNC - 4



TNC - 34

TNC




TNC - 34V



TNC - 35V



TNC - 36



TNC - 37

TEAK  
VENEER SERIES

TNC

TEAK  
VENEER SERIES



TNC - 38



TNC - 39



TNC - 40



TNC - 41







TNC - 42



TNC - 43



TNC - 44




TNC - 45


TEAK  
VENEER SERIES

TNC


TEAK  
VENEER SERIES



TNC - 46



TNC - 47




TNC - 48

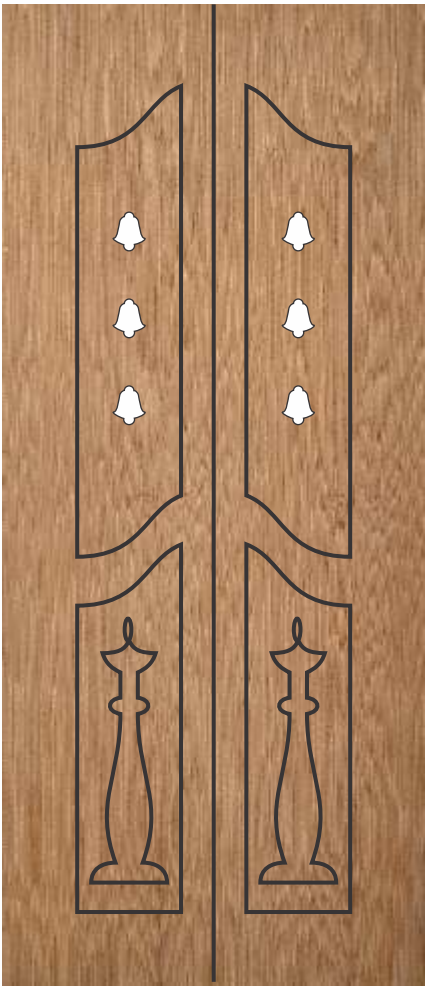


TNC - 49

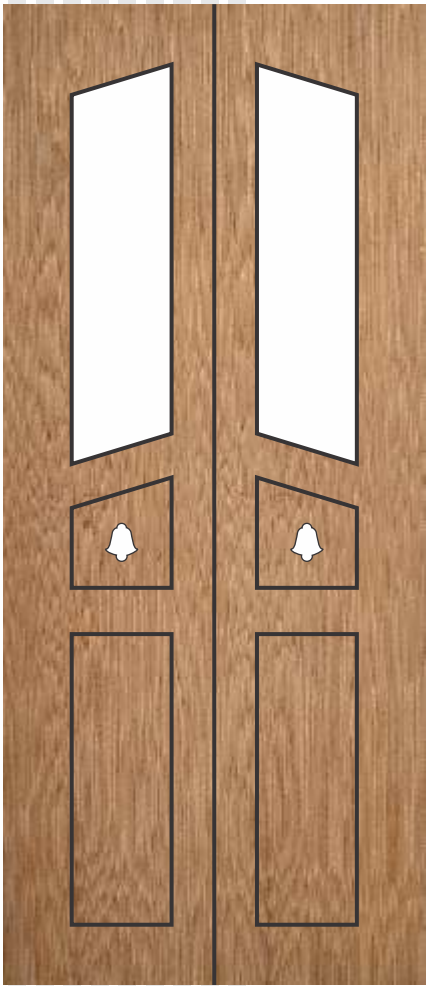
TEAK  
 VENEER SERIES



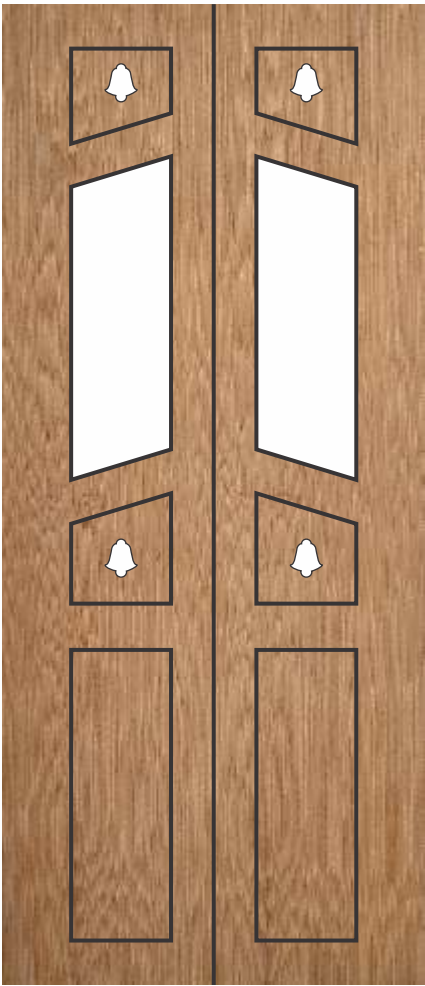
TNC - 50



TNC - 51 PD



TNC - 52 PD



TNC - 53 PD

TNC



# BELL HOME FOR RIGHT DOOR




The Standard Colour Shades...



SF 5013  
American Walnut Dark



SF 5016  
American Walnut



SF 5041  
Straight Lines



SF 7012  
Arosa Wenge

ECO LAMINATE  
SERIES



Vol - 1020

Decorative Doors

ECO  
LAMINATE SERIES



ELD - 01 (7012 SF)



ELD - 02 (5016 SF)



ELD - 05 (5041 SF)



ELD - 06 (5013)





LAMINATE  
LINE ART SERIES



DARK & LIGHT  
Unique Designs that Delight  
COMBINATION...



LAMINATE  
LINE ART SERIES



RLD - 01



RLD - 02



RLD - 03




RLD - 04

RLD

LAMINATE  
LINE ART SERIES



RLD - 05



RLD - 08



RLD - 12



RLD - 61

RLD




LAMINATE  
LINE ART SERIES



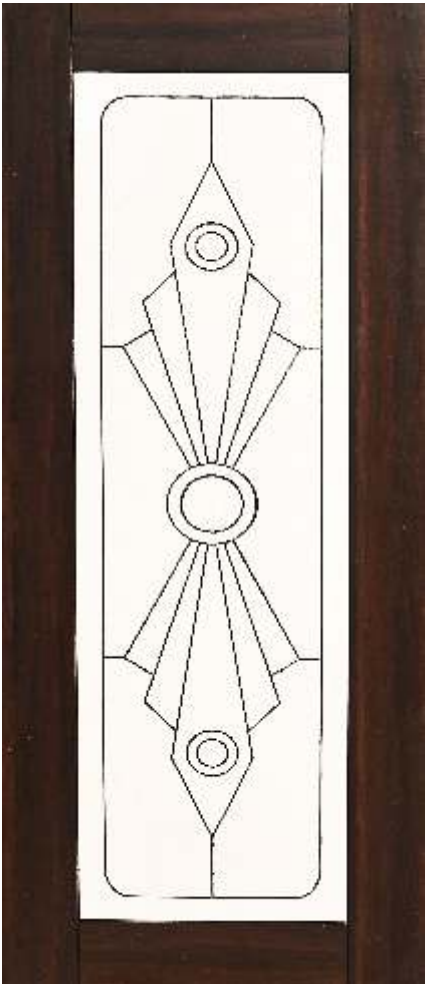
RLD - 62



RLD - 63



RLD - 64



RLD - 65

RLD

LAMINATE  
LINE ART SERIES



RLD - 66



RLD - 67



RLD - 68



RLD - 69

RLD



LAMINATE  
LINE ART SERIES



RLD - 70



RLD - 71



RLD - 72



RLD - 73

RLD



LAMINATE  
LINE ART SERIES



RLD - 74



RLD - 75



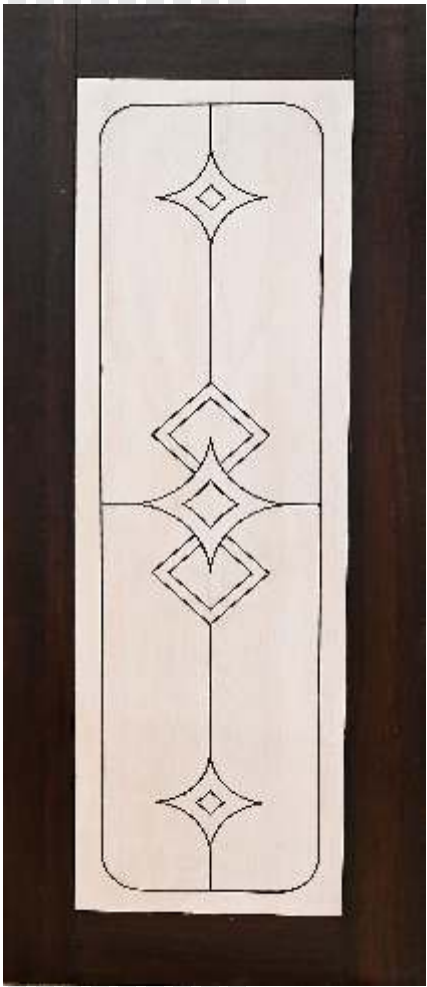
RLD - 76



RLD - 77

RLD

LAMINATE  
LINE ART SERIES



RLD - 78



RLD - 79



RLD - 80



RLD - 81

RLD

RLD

LAMINATE  
LINE ART SERIES



RLD - 11



LAMINATE  
LINE ART SERIES



**THE  
REAL  
LIVING  
WITH RICH  
LOOK  
LAMINATE  
DOORS!**



LAMINATE  
ROYAL SERIES



MLD - 13



MLD - 14



MLD - 15



MLD 16

LAMINATE  
ROYAL SERIES



MLD - 17



MLD - 19



MLD - 20



MLD - 21




LAMINATE  
ROYAL SERIES



MLD - 23



MLD - 24




MLD - 25




MLD - 26

LAMINATE  
ROYAL SERIES



MLD - 27



MLD - 28




MLD - 29



MLD - 32

LAMINATE  
ROYAL SERIES



MLD - 33



MLD - 34



MLD - 35



MLD - 38




LAMINATE  
ROYAL SERIES



MLD - 39



MLD - 40



MLD - 41



MLD - 43

LAMINATE  
ROYAL SERIES



MLD - 44



MLD - 45



MLD - 46



MLD - 47





MLD - 48



MLD - 49



MLD - 50



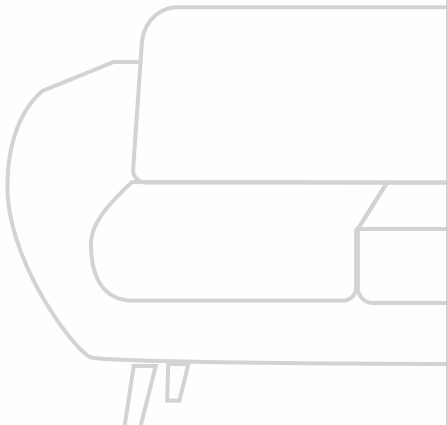
MLD - 52

LAMINATE  
ROYAL SERIES





**METALED**  
MEMBRANE DOORS



MEMBRANE  
DOORS SERIES



MMD - 2 (WENGE LIGHT)



MMD-3 (RED CHERRY)



MMD - 4 (NATURAL TEAK)



MMD - 8 (ANDHRA TEAK)

MEMBRANE  
DOORS SERIES



MMD - 19 (NATURAL TEAK)



MMD - 20 (SAPELI DARK)



MMD - 25 (NATURAL TEAK)



MMD - 26 (NATURAL TEAK)



MEMBRANE  
DOORS SERIES



MMD - 27 (NATURAL TEAK)



MMD - 28 (ROSE WOOD)



MMD - 29 (AMERICAN WALNUT)



MMD - 31 (ROSE WOOD)

MEMBRANE  
DOORS SERIES



MMD - 32 (ROSE WOOD)



MMD - 34 (RED CHERRY)



MMD - 35 (RED CHERRY)



MMD - 36 (NATURAL TEAK)

MEMBRANE  
DOORS SERIES



MMD - 37 (RED CHERRY)



MMD - 38 (NATURAL TEAK)



MMD - 39 (NATURAL TEAK)



MMD - 41 (AMERICAN WALNUT)



PREMIUM MEMBRANE  
DOORS SERIES



MMDP - 501



MMDP - 502



MMDP - 503



MMDP - 506



**MMDP - 507**



**MMDP - 508**

## PREMIUM MEMBRANE DOORS SERIES

M3D DOORS  
SERIES



M3D - 1



M3D - 7



M3D - 8



M3D - 9





M3D - 10



EMD - (3D) - 1



EMD (3D) - 2

M3D DOORS  
SERIES

MOULDED SKIN  
DOOR SERIES




MSD - 2P




MSD - 4P




MSD - 6P



MORNING SUN



MSD - OVAL



MILANO

MPC



PRIMER COATED  
DOORS SERIES





PRIMER COATED  
DOORS SERIES



MPC - 202



MPC - 203




MPC - 204




MPC - 205

PRIMER COATED  
DOORS SERIES




MPC - 208



MPC - 209




MPC - 215



MPC - 217

PRIMER COATED  
DOORS SERIES



MPC - 218



MPC - 219



MPC - 331



MPC - 332



PRIMER COATED  
DOORS SERIES




MPC - 334



MPC - 335



MPC - 336



MPC - 337

PRIMER COATED  
DOORS SERIES

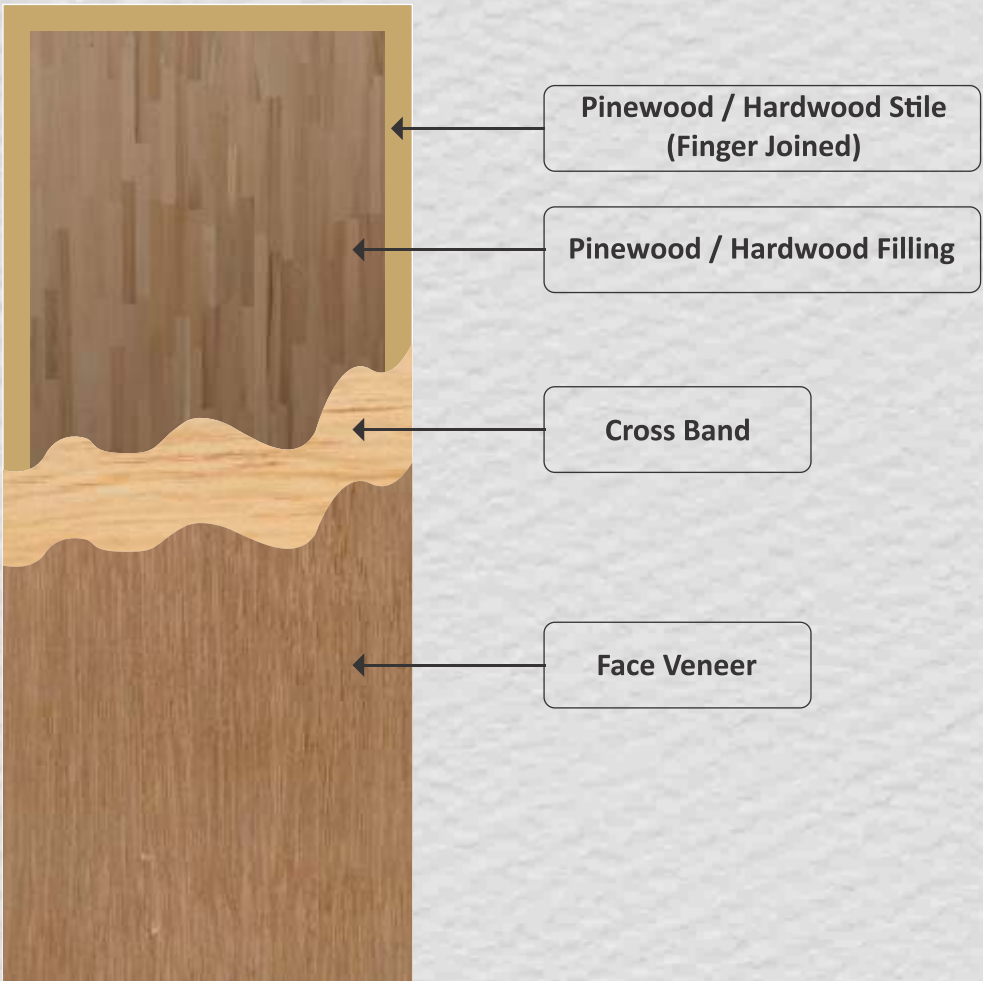


MPC - 339



MPC - 340

# FLUSH DOOR



MAXON Flush doors are simple interior and exterior doors that feature plain facings on both side of the construction. While the door is more closely associated with function rather than style, this plain sort of door lends itself well to a number of room design where the desire is to highlight other elements in the space. Doors of this type may have a solid or hollow core. The typical flush door is manufactured by using two sections of plywood that are attached to each side of a wooden frame. While the interior of solid hardwood blocks / particle board.

MAXON flush doors made of 100% seasoned hardwood and oressed at hight pressure with superior phenol.

- Advantages of flush doors are following:**
- Flush doors offer simplicity in design and less expensive
  - Flush doors provide attractive appearance & durability
  - They have rich, warm appearance of a traditional door
  - They have good stability against twisting
  - They can't split, peel or rot, and don't require periodic refinishing
  - Its also unaffected by the elements and humid environments, and offers good cleanliness

**Specification**

Thickness	: 30mm
Height(inch)	: 78", 81", 84"
Width	: 26", 27", 30", 32", 33", 36", 38"

\*Custom size available on demand







**MAXON** Plywood is available in two grade (BWR & MR). Depending upon the bond strength its developed by the adhesive used for bonding the veneers.

**Boiling Water Resistant (BWR) & Moisture Resistant (MR) Grade**

Recommended species of Timber used to produce veneer to manufacture plywood, Could be selected wood.

The adhesive use for bonding the veneers is melamine urea formaldehyde resin/. Its is changed version in the area of old Belief of so called commercial plywood.

The another is BWR Grade Plywood is bonded with superior grade phenol formaldehyde resin, this adhesive is also used in marine Grade, Shuttering & Chequered Plywoods

**Uses**

Almirah, Show Case, Shelves, Racks, Floor Underlays, Kitchen Furniture, Bed Rooms, Partitions, Chair, Study Table, Office Ceilings, Computer Lab and many more places.



**MAXON Doors Handing, Finishing & Installation Guidelines**

We strongly urge you to read and follow the guidelines detailed below. Failure to follow the guidelines below will invalidate our Limited Warranty.

If you are storing **MAXON DOORS** remember to lay it flat, keeping it clean and dry inside the polythene packing.

Precaution are recommended to ensure are not subject to leave under extreme of heat, dryness or humidity.


Should be fitting **MAXON DOORS** in newly constructed / plastered / cemented wall. Than insist you to wait until the walls/ floors/ ceiling are completely dry.

Excessive moisture penetration can resulting a opening of joints as the wood used to manufacture the **MAXON DOORS** are 100% sesoned and it easily absorb the moisture.

If trimming is necessary, do not trim over half (inch) per side. Use sharp, fine tooth saw for best result. be sure to reseal both Top & Bottom.

Avoid fitting the locks at rail joint as this will also cause weakness in the joints. It is strongly recommended that weather bar is fitted to the bottom rail of all extremly used doors minimize the chance of water seepage under neath and life of **MAXON DOORS**.

External lipping is compulsory of minimum thickness 6mm.



CODE SPECIFICATIONS



READY TO  
INSTALL



PRODUCT  
WATER  
RESISTANT



FINISHED  
SURFACE



AVAILABLE  
IN MULTIPLE  
COLOR



AVAILABLE  
IN MULTIPLE  
SHADES



D3 STANDARD  
ADHESIVE  
IS USED

NOTE

The product are recommended for all use and advised not be exposed to direct sunlight.

The colour given in catalogue is only for your design reference. Actual colour pattern and finish refer live samples as due to printing lamination there might be slight variation.

Customize sizes available for bulk quantity order.

Incase of any claim the liability of the company is limited to the cost of product only.

Resizable maximum upto 25 mm from any side.

All veneers are natural due to which colour & grains may vary in each product.

All range of doors colours & shades are available as per stock availability.

All doors are BWR grade.

All Doors are calibrated.



**Note:**

Custom sizes may available on demand.

Colours of the products shown in catalogue are for indication purpose, actual product may vary.

All doors are supplied in Raw finish

**ADVANTAGES**

BORER AND TERMITE PROOF - 2 YEAR WARRANTY

BETTER STRENGTH AND SMOOTH FINISH

UNIFORM THICKNESS WITH FLAT SURFACE

CLIMATE STABLE, WARP AND BEND FREE

ISO - 9001:2008 CERTIFIED COMPANY

WIDE RANGE OF VENEERS AND LAMINATES FOR SELECTION



**MAXON** grants this warranty only to the original purchaser of the door and the original purchaser of the Building where the door was installed. THIS WARRANTY IS NOT TRANSFERABLE.

What this Warranty Covers:

Subject to the limitation and conditions **MAXON** warrants that the Door will be free of manufacturing defects material and workmanship for a period of 2 years from the date of purchase.

This Warranty Does Not Cover

Product failure due to improper installation.  
 Damage caused by failure to comply with the finishing, handing or care instruction provided by **MAXON**. Defect caused by bow or non-alignment in the frame or jamb in which the door is hung or improper hanging Panel shrinkage of 1/8" or less. (Note: Panel are designed to "Float". Temperature changes may cause the wood panels to shrink, leaving an unstained line along the panel edge.)

Slight expansion due to differing environmental conditions.

Damage caused by others or by any cause beyond

the control of **MAXON**, including but not limited to damage by normal wear & Tear weathering (including corrosion of components is seacoast is applications); customer misuse, abuse, neglect or alteration; or fire, flood, earthquake, storm, tornado or other acts of nature.

How Long The Warranty Lasts and What **MAXON** will Do:

Should the product fail to confirm to this warranty within a period of 2 years from the date of purchase of the product, SAI LAKSHMI VENEERS will provide 2 options.

- a) Repair the product
- b) Replace the product in the same stage of fitting or finishing as was initially supplied by **MAXON**.

**MAXON** will not do:

**MAXON** is not responsible for transportation, shipping, removal, finishing, labor and installation charges or coasts incurred in replacing the product or any other costs relating to the replacement of the product.







AN ISO 9001 : 2015 CERTIFIED COMPANY

Designs & Print: [www.adflavours.com](http://www.adflavours.com)

Terms and Conditions Apply\*



E Catalogue

Manufactured By:  
**MAXON DOORS PVT LTD**  
Bengaluru, INDIA  
E: [enquiry@maxondoors.com](mailto:enquiry@maxondoors.com)  
[www.maxondoors.com](http://www.maxondoors.com)