



AIR FILTERS

Pre & Fine Filters

Superfine Filter


Deep Pleat HEPA/ ULPA Filters

Minipleat HEPA/ ULPA Filters

Filter Housings

Hooded Type HEPA

Safe Change Housing / BIBO



AIR FILTERS

In today's world, filtered air has become a necessity. An Air Filter is a device which removes unwanted particulate matter from the air. These particles tend to foul the system or human health. Hence Air supplied in the automobiles, pharmaceutical industries, hospitals, optics fiber industry etc. has filters to remove dust, hair, insects, pollen, fibers, microbes, viruses etc.

■ PRE & FINE FILTERS ■ SUPERFINE FILTERS ■ HEPA / ULPA FILTERS

PRE & FINE FILTERS

Pre & Fine Filters remove larger particulate such as ash and dust laden smoke particles from discharge.

Application: Ventilation and Air Conditioning Pharmaceuticals, Electronics, Cement Industry etc.

Panel / Pleated Filters

FEATURES

- Low pressure drop media resulting in lower energy costs
- Compact design
- Large Media surface area
- Fully Supported Media available
- Robust construction
- Easy installation
- Media bonded to case to eliminate air bypass
- Progressively built up media
- Wide range of media supports

SPECIFICATIONS

Application: Primary filter for Air conditioning and ventilation systems

Filter Class: G2-F7

Frame: Al, SS, GI, CARDBOARD

Media: BLENDED COTTON

Media Retainer: Al, SS, GI wire mesh

Separator: Embossed Aluminium separators, ROD type separators

Initial pressure drop: ≤ 65 Pa up to 2.5m/s face velocity

Rec. Final pressure drop: 130 Pa

Application Temperature: 70°C in continuous Service

Type: Washable/ Disposable Pleated Panel Filter

Holding Frames: Front and Side access housings and frames are available



Sr. No.	EN 779: 2012	ISO 16890	ASHRAE 52.2: 2017	Dimensions		Air Flow		Initial Pressure Drop (Pa)
				(inches)	(mm)	(CFM)	(CMH)	
1	G2-G4	Coarse upto 65%	MERV 2 - MERV 8	24"X24"X2"	610 X 610 X 50	1000	1725	≤ 65
2	G2-G4	Coarse upto 65%	MERV 2 - MERV 8	24"X20"X2"	610 X 508 X 50	850	1435	≤ 65
3	G2-G4	Coarse upto 65%	MERV 2 - MERV 8	20"X20"X2"	508 X 508 X 50	700	1190	≤ 65
4	G2-G4	Coarse upto 65%	MERV 2 - MERV 8	24"X24"X4"	610 X 610 X 100	2000	3400	≤ 65
5	G2-G4	Coarse upto 65%	MERV 2 - MERV 8	24"X20"X4"	610 X 508 X 100	1650	2800	≤ 65
6	G2-G4	Coarse upto 65%	MERV 2 - MERV 8	20"X20"X4"	508 X 508 X 100	1385	2350	≤ 65
7	M5/M6	ePM10 60%/ePM2.5 50%	MERV 10/MERV 11	Sizes and Airflow as stated above				
8	F7/F8/F9	ePM1 60%/ePM1 70%/ePM1 85%	MERV 13/MERV 14/ MERV 15	Sizes and Airflow as stated above				



Micro Vee Filters



FEATURES

- Low initial pressure drop
- High dust holding capacity
- Cleanable / Washable
- Compact design
- Large Media surface area
- Robust construction
- Easy installation
- Media bonded to case to eliminate air bypass
- Progressively built up media
- High Strength Headers available
- High Air flow Rate
- Wide range of media supports

SPECIFICATIONS

Application: Preparatory Filtration in cleanrooms, air conditioning etc.

Filter Class: G4-F9

Frame: Al, SS, GI

Media: BLENDED COTTON

Media Retainer: Al, SS, GI wire mesh

Separator: Embossed Aluminium separators, ROD type separators

Initial pressure drop: ≤ 65 Pa up to 2.5m/s face velocity

Rec. Final pressure drop: 130 Pa

Application Temperature: 70°C in continuous Service

Type: Washable/ Cleanable Fine Filter

Holding Frames: Front and Side access housings and frames are available

Sr. No.	EN 779: 2012	ISO 16890	ASHRAE 52.2: 2017	Dimensions		Air Flow		Initial Pressure Drop (Pa)
				(inches)	mm	(CFM)	(CMH)	
1	G4	Coarse 65%	MERV 8	24"X24"X6"	610 X 610 X 150	1000	1725	≤ 65
2	G4	Coarse 65%	MERV 8	24"X20"X6"	610 X 508 X 150	850	1435	≤ 65
3	G4	Coarse 65%	MERV 8	20"X20"X6"	508 X 508 X 150	700	1190	≤ 65
4	G4	Coarse 65%	MERV 8	24"X24"X12"	610 X 610 X 300	2000	3400	≤ 65
5	G4	Coarse 65%	MERV 8	24"X20"X12"	610 X 508 X 300	1650	2800	≤ 65
6	G4	Coarse 65%	MERV 8	20"X20"X12"	508 X 508 X 300	1385	2350	≤ 65
7	M5/M6	ePM10 60%/ePM2.5 50%	MERV 10/MERV 11	Sizes and Airflow as stated above				
8	F7/F8/F9	ePM1 60%/ePM1 70%/ePM1 85%	MERV 13/MERV 14/ MERV 15	Sizes and Airflow as stated above				



Pocket Filters



FEATURES

- Low initial pressure drop
- High dust holding capacity
- Compact design
- Large Media surface area
- Robust metal header frame
- Easy installation

SPECIFICATIONS

Application: Primary filter for Air conditioning and ventilation systems with high dust holding capacity

Type: Filter with synthetic bags

Frame: SS, GI, PP, Aluminum

Media: Glass Fiber, Non woven Synthetic

Filter Class: G4 to F9

Initial pressure drop: ≤ 80 Pa

Rec. final pressure drop: 160 Pa

Application Temperature: 70°C

Type: Disposable

Sr. No.	EN 779: 2012	ISO 16890	ASHRAE 52.2: 2017	Dimensions		Air Flow		Initial Pressure Drop (Pa)
				(inches)	mm	(CFM)	(CMH)	
1	G4	Coarse 65%	MERV 8	24"X24"X12/14"	610 X 610 X 300/360	2000	3400	≤ 80
2	G4	Coarse 65%	MERV 8	24"X12"X12/14"	610 X 305 X 300/360	1000	1700	≤ 80
3	G4	Coarse 65%	MERV 8	12"X12"X12/14"	305 X 305 X 300/360	500	850	≤ 80
4	M5/M6	ePM10 60%/ePM2.5 50%	MERV 10/MERV 11	Sizes and Airflow as stated above				
5	F7/F8/F9	ePM1 60%/ePM1 70%/ePM1 85%	MERV 13/MERV 14/MERV 15	24"X24"X20/24"	610 X 610 X 500/600	2000	3400	≤ 80
6	F7/F8/F9	ePM1 60%/ePM1 70%/ePM1 85%	MERV 13/MERV 14/MERV 15	24"X12"X20/24"	610 X 305 X 500/600	1000	1700	≤ 80
7	F7/F8/F9	ePM1 60%/ePM1 70%/ePM1 85%	MERV 13/MERV 14/MERV 15	12"X12"X20/24"	305 X 305 X 500/600	500	850	≤ 80



SUPERFINE FILTERS

These filters remove fine dust particles
Used as HEPA pre-filter

Application: Pharmaceuticals, Computer, Electronics, Cement Inds.

Deep Pleat Superfine Filters

FEATURES

- Compact Design
- Low pressure drop
- Higher Filtration area
- High cost to performance ratio
- Wide range of std. sizes
- Filters with Rigid Headers available
- Increases the Life of HEPA filter

SPECIFICATIONS

Application: Filtration in Air conditioning system housing-duct or diffusers

Filter Class: 50% HEPA, H10-H12

Case: Al, SS, GI, CRCA Powder coated

Media: Micro-Glass Fiber Paper

Separator: Corrugated Aluminium with hemmed edges

Sealant: Polyurethane based adhesive

Gasket: Neoprene Rubber

Initial pressure drop: ≤ 150 Pa

Rec. final pressure drop: 450 Pa

Application Temperature: 70°C in Continuous service

Face Velocity: up to 2.5 m/s

Type: Flange, Box



Sr. No.	EN 1822	ISO 29463	Dimensions	Air Flow		Initial Pressure Drop (Pa)
				(CFM)	(CMH)	
1	F9/ 50%HEPA	NA	305 X 305 X 150	250	425	≤ 150
2	F9/ 50%HEPA	NA	610 X 610 X 150	1000	1700	≤ 150
3	F9/ 50%HEPA	NA	305 X 305 X 300	500	850	≤ 150
4	F9/ 50%HEPA	NA	610 X 610 X 300	2000	3400	≤ 150
5	H10	NA	305 X 305 X 150	250	425	≤ 150
6	H10	NA	610 X 610 X 150	1000	1700	≤ 150
7	H10	NA	305 X 305 X 300	500	850	≤ 150
8	H10	NA	610 X 610 X 300	2000	3400	≤ 150
9	H11/ H12	ISO 15 E/ ISO 25 E	305 X 305 X 150	250	425	≤ 150
10	H11/ H12	ISO 15 E/ ISO 25 E	610 X 610 X 150	1000	1700	≤ 150
11	H11/ H12	ISO 15 E/ ISO 25 E	305 X 305 X 300	500	850	≤ 150
12	H11/ H12	ISO 15 E/ ISO 25 E	610 X 610 X 300	2000	3400	≤ 150

*Custom sizes as per requirement available



Dyna X Line Minipleat Superfine Filters

FEATURES

- Compact Design
- Pressure drops up to 100 Pa @ 1.25 m/s
- Higher Filtration area
- Manufactured in a cleanroom
- Wide range of std. sizes
- Rigid design
- Resistant to cleaning and decontamination processes
- High strength Headers available

SPECIFICATIONS

Application: Filtration in Cleanroom & LAF Benches

Filter Class: H10-H12

Case: Sandblasted Aluminium Anodized extruded section

Media: Micro-Glass Fiber Paper

Separator: Hot Melt Glue

Sealant: Polyurethane based adhesive

Gasket: Neoprene Rubber

Initial pressure drop: ≤ 100 Pa

Rec. final pressure drop: 300 Pa

Application Temperature: 70°C in Continuous service

Face Velocity: up to 1.25 m/s

Type: Box



Sr. No.	EN 1822	ISO 29463	Dimensions	Air Flow		Initial Pressure Drop (Pa)
				(CFM)	(CMH)	
1	F9/ H10/ H11/ H12	NA/ NA/ ISO 15 E/ ISO 25 E	305 X 305 X 69	250	425	≤ 100
2	F9/ H10/ H11/ H12	NA/ NA/ ISO 15 E/ ISO 25 E	610 X 610 X 69	1000	1700	≤ 100
3	F9/ H10/ H11/ H12	NA/ NA/ ISO 15 E/ ISO 25 E	915 X 610 X 69	1500	2550	≤ 100
4	F9/ H10/ H11/ H12	NA/ NA/ ISO 15 E/ ISO 25 E	1220 X 610 X 69	2000	3400	≤ 100
5	F9/ H10/ H11/ H12	NA/ NA/ ISO 15 E/ ISO 25 E	305 X 305 X 94	250	425	≤ 100
6	F9/ H10/ H11/ H12	NA/ NA/ ISO 15 E/ ISO 25 E	610 X 610 X 94	1000	1700	≤ 100
7	F9/ H10/ H11/ H12	NA/ NA/ ISO 15 E/ ISO 25 E	915 X 610 X 94	1500	2550	≤ 100
8	F9/ H10/ H11/ H12	NA/ NA/ ISO 15 E/ ISO 25 E	1220 X 610 X 94	2000	3400	≤ 100
9	F9/ H10/ H11/ H12	NA/ NA/ ISO 15 E/ ISO 25 E	305 X 305 X 107	250	425	≤ 100
10	F9/ H10/ H11/ H12	NA/ NA/ ISO 15 E/ ISO 25 E	610 X 610 X 107	1000	1700	≤ 100
11	F9/ H10/ H11/ H12	NA/ NA/ ISO 15 E/ ISO 25 E	915 X 610 X 107	1500	2550	≤ 100
12	F9/ H10/ H11/ H12	NA/ NA/ ISO 15 E/ ISO 25 E	1220 X 610 X 107	2000	3400	≤ 100

*F9 is equivalent to 50% HEPA

*Custom Size as per requirement also available



HEPA / ULPA FILTERS

Clean Air is Vital in all Processes. The prime function of a filter is to protect the system from pollutants (unwanted particles) present in the air from fouling. Applications of these filters is very vast but not limited to Public Buildings, Automotive industry, Power systems, Food and Beverage industry, Hospitals, Microelectronics, Semi-conductor & optics, Life Sciences, Nuclear Industry etc

Deep Pleat HEPA/ ULPA Filters

FEATURES

- Compact Design
- Low pressure drop
- Higher Filtration area
- High cost to performance ratio
- Wide range of std. sizes
- Rigid design
- Filters with Rigid Headers available
- 100% in-housing testing

SPECIFICATIONS

Application: Final filtration in Air conditioning system housing-duct or diffusers
Filter Class: H13, H14, U15-U17
Case: Al, SS, GI, CRCA
Media: Micro-Glass Fiber Paper
Separator: Corrugated Aluminium with hemmed edges
Sealant: Polyurethane based adhesive
Gasket: Neoprene Rubber
Initial pressure drop: ≤ 250 Pa
Rec. final pressure drop: 750 Pa
Application Temperature: 70°C in Continuous service
Face Velocity: upto 2.5 m/s
Type: Flange, Box



Sr. No.	EN 1822	ISO 29463	Dimensions		Air Flow		Initial Pressure Drop (Pa)
			(inches)	(mm)	(CFM)	(CMH)	
Absolute HEPA Range							
1	H13/H14	ISO 35 H/ ISO 45 H	12"X12"X6"	305 X 305 X 150	125	212.5	≤ 250
2	H13/H14	ISO 35 H/ ISO 45 H	24"X24"X6"	610 X 610 X 150	500	850	≤ 250
3	H13/H14	ISO 35 H/ ISO 45 H	12"X12"X12"	305 X 305 X 300	250	425	≤ 250
4	H13/H14	ISO 35 H/ ISO 45 H	24"X24"X12"	610 X 610 X 300	1000	1700	≤ 250
Super HEPA Range							
1	H13/H14	ISO 35 H/ ISO 45 H	12"X12"X6"	305 X 305 X 150	250	425	≤ 250
2	H13/H14	ISO 35 H/ ISO 45 H	24"X24"X6"	610 X 610 X 150	1000	1700	≤ 250
3	H13/H14	ISO 35 H/ ISO 45 H	12"X12"X12"	305 X 305 X 300	500	850	≤ 250
4	H13/H14	ISO 35 H/ ISO 45 H	24"X24"X12"	610 X 610 X 300	2000	3400	≤ 250
*Custom sizes as per requirement also available							
*ULPA filters of the range "U15, U16, U17 or ISO 55 U, ISO 65 U, ISO 75 U" are also available.							



Dyna X Line Minipleat HEPA/ ULPA Filters

FEATURES

- Compact Design
- Pressure drops upto 80 Pa @ 0.45 m/s
- Higher Filtration area
- Manufactured and tested in a cleanroom
- Wide range of std. sizes
- Rigid design
- Resistant to cleaning and decontamination processes
- High strength Headers available
- 100 % in-house testing
- Provision to sample upstream from room side also available

SPECIFICATIONS

Application: Final filtration in Cleanroom & LAF Benches

Filter Class: H13, H14, U15-U17

Case: Sandblasted Aluminium Anodized extruded section

Media: Micro-Glass Fiber Paper

Faceguard: Aluminium Expanded mesh

Separator: Hot Melt Glue

Sealant: Polyurethane based adhesive

Gasket: Neoprene Rubber

Initial pressure drop: ≤ 150 Pa

Rec. final pressure drop: 400 Pa

Application Temperature: 70°C in Continuous service

Face Velocity: upto 1.25 m/s

Type: Box



Sr. No.	EN 1822	ISO 29463	Dimensions	Air Flow		Initial Pressure Drop (Pa)
				(CFM)	(CMH)	
1	H13/ H14	ISO 35 H/ ISO 45 H	305 X 305 X 69	125	212.5	≤ 100
2	H13/ H14	ISO 35 H/ ISO 45 H	610 X 610 X 69	500	850	≤ 100
3	H13/ H14	ISO 35 H/ ISO 45 H	915 X 610 X 69	750	1275	≤ 100
4	H13/ H14	ISO 35 H/ ISO 45 H	1220 X 610 X 69	1000	1700	≤ 100
5	H13/ H14	ISO 35 H/ ISO 45 H	305 X 305 X 94	125	212.5	≤ 100
6	H13/ H14	ISO 35 H/ ISO 45 H	610 X 610 X 94	500	850	≤ 100
7	H13/ H14	ISO 35 H/ ISO 45 H	915 X 610 X 94	750	1275	≤ 100
8	H13/ H14	ISO 35 H/ ISO 45 H	1220 X 610 X 94	1000	1700	≤ 100
9	H13/ H14	ISO 35 H/ ISO 45 H	305 X 305 X 107	125	212.5	≤ 100
10	H13/ H14	ISO 35 H/ ISO 45 H	610 X 610 X 107	500	850	≤ 100
11	H13/ H14	ISO 35 H/ ISO 45 H	915 X 610 X 107	750	1275	≤ 100
12	H13/ H14	ISO 35 H/ ISO 45 H	1220 X 610 X 107	1000	1700	≤ 100

*ULPA filters of the range "U15, U16, U17 or ISO 554, ISO 654, ISO 754" are also available



Gel Filled Minipleat HEPA/ ULPA Filter

FEATURES

- PU based Gel with Bacteriostatic properties to replace rubber Gasket
- Zero Fitting Leakages
- Pressure drops upto 70 Pa @ 0.45 m/s
- Higher Filtration area
- Manufactured and tested in a cleanroom
- Wide range of std. sizes
- Rigid design
- Resistant to cleaning and decontamination processes
- 100 % in-house testing
- Provision to sample upstream from room side also available

SPECIFICATIONS

Application: Final filtration in Cleanroom & LAF Benches

Filter Class: H13, H14, U15-U17

Case: Sandblasted Aluminium Anodized extruded section

Media: Micro-Glass Fiber Paper

Faceguard: Aluminium expanded mesh

Separator: Hot Melt Glue

Sealant: Polyurethane based adhesive

Gasket: Polyurethane based Gel


Initial pressure drop: ≤ 150 Pa

Rec. final pressure drop: 400 Pa

Application Temperature: 70°C in Continuous service

Face Velocity: upto 1.25 m/s

Type: Box



Sr. No.	EN 1822	ISO 29463	Dimensions	Air Flow		Initial Pressure Drop \leq (Pa)
				(CFM)	(CMH)	
1	H13/H14	ISO 35 H/ ISO 45 H	305 X 305 X 84	125	212.5	≤ 80
2	H13/H14	ISO 35 H/ ISO 45 H	610 X 610 X 84	500	850	≤ 80
3	H13/H14	ISO 35 H/ ISO 45 H	915 X 610 X 84	750	1275	≤ 80
4	H13/H14	ISO 35 H/ ISO 45 H	1220 X 610 X 84	1000	1700	≤ 80
1	H13/H14	ISO 35 H/ ISO 45 H	305 X 305 X 115	125	212.5	≤ 70
2	H13/H14	ISO 35 H/ ISO 45 H	610 X 610 X 115	500	850	≤ 70
3	H13/H14	ISO 35 H/ ISO 45 H	915 X 610 X 115	750	1275	≤ 70
4	H13/H14	ISO 35 H/ ISO 45 H	1220 X 610 X 115	1000	1700	≤ 70
1	H13/H14	ISO 35 H/ ISO 45 H	305 X 305 X 135	250	425	≤ 200
2	H13/H14	ISO 35 H/ ISO 45 H	610 X 610 X 135	1000	1700	≤ 200
3	H13/H14	ISO 35 H/ ISO 45 H	915 X 610 X 135	1500	2550	≤ 200
4	H13/H14	ISO 35 H/ ISO 45 H	1220 X 610 X 135	2000	3400	≤ 200

*Filters of other sizes as per requirement also available

*Filters in 104, 128, 149 mm depth are also available

*ULPA filters of the range "U15, U16, U17 or ISO 55 U, ISO 65 U, ISO 75 U" are also available.



Hooded Type Minipleat HEPA Filters

FEATURES

- Reduces accidental damage
- Low-turbulence airflow on the downstream side
- Robust Construction
- Easy Installation
- Eliminates cost of terminal box
- Venturi with dimpled protrusions to avoid flexible duct slippages
- Seamless venturi with 150, 250 mm std diameters
- Rigid Headers Available
- Provision to inject Upstream within the hood available

SPECIFICATIONS

Application : Final filtration in Cleanroom & LAF Benches

Filter Class : H13, H14, U15-U17

Case : Sandblasted Aluminium Anodized extruded section, GI Cover

Media : Micro-Glass Fiber Paper

Faceguard: Aluminium Expanded mesh

Separator : Hot Melt Glue

Sealant : Polyurethane based adhesive

Gasket : Neoprene Rubber

Initial pressure drop : ≤ 200 Pa

Rec. final pressure drop : 400 Pa

Application Temperature : 70°C in Continuous service

Face Velocity : up to 1.25 m/s

Type : Box



Sr. No.	EN 1822	ISO 29463		Air Flow		Initial Pressure Drop (Pa)
				(CFM)	(CMH)	
1	H13/H14	ISO 35 H/ ISO 45 H	305 X 305 X 145	250	425	≤ 200
2	H13/H14	ISO 35 H/ ISO 45 H	610 X 610 X 145	1000	1700	≤ 200
3	H13/H14	ISO 35 H/ ISO 45 H	915 X 610 X 145	1500	2550	≤ 200
4	H13/H14	ISO 35 H/ ISO 45 H	1220 X 610 X 145	2000	3400	≤ 200

*Filters of other sizes as per requirement also available

*ULPA filters of the range "U15, U16, U17 or ISO 55 U, ISO 65 U, ISO 75 U" are also available.



V-Cell Filters

FEATURES

- Designed for Process Safety
- Incinerable type
- High airflow capacity
- High Filtration Area
- Rigid Header
- Range of std Sizes
- Light weight
- High Water Repellancy
- High Dust Holding Capacity

SPECIFICATIONS

Application : Final filtration in Air Conditioning and Cleanroom final filtration

Filter Class: H10-H14, U15-U17

Case: ABS, PP

Media: Micro-Glass Fiber Paper, PP synthetic Media

Separator: Hot Melt Glue

Sealant: Polyurethane based adhesive

Gasket: Neoprene Rubber

Initial pressure drop: \leq 200 Pa

Rec. final pressure drop: 600 Pa

Application Temperature: 70°C in Continuous service

Face Velocity: upto 2.5 m/s




Sr. No.	EN 1822	ISO 29463		Air Flow		Initial Pressure Drop (Pa)
				(CFM)	(CMH)	
1	F9/H10	NA	287 X 287 X 292	500	850	\leq 150
2	F9/H10	NA	592 X 287 X 292	1000	1700	\leq 150
3	F9/H10	NA	592 X 592 X 292	2000	3400	\leq 150
4	H11/H12	ISO 15 E/ ISO 25 E	287 X 287 X 292	500	850	\leq 150
5	H11/H12	ISO 15 E/ ISO 25 E	592 X 287 X 292	1000	1700	\leq 150
6	H11/H12	ISO 15 E/ ISO 25 E	592 X 592 X 292	2000	3400	\leq 150
7	H13/H14	ISO 35 H/ ISO 45 H	287 X 287 X 292	500	850	\leq 200
8	H13/H14	ISO 35 H/ ISO 45 H	592 X 287 X 292	1000	1700	\leq 200
9	H13/H14	ISO 35 H/ ISO 45 H	592 X 592 X 292	2000	3400	\leq 200

*Filters of other sizes as per requirement also available

*ULPA filters of the range "U15, U16, U17 or ISO 55 U, ISO 65 U, ISO 75 U" are also available.



High Temperature HEPA



FEATURES

- Temperatures up to 400°C
- H14 in all temp. ranges
- Higher Filtration area
- High cost to performance ratio
- Wide range of std. sizes
- Rigid design
- 100 % in-house testing
- Max 6% combustible content

SPECIFICATIONS

Application : Filtration in D- Pyrogenation Tunnels, FBD, DHS

Filter Class : H10-H14

Case : Stainless Steel

Media : Micro-Glass Fiber Paper

Separator : Corrugated Aluminium with hemmed edges

Sealant : Ceramics

Gasket : Glass Wool wrapped Glass Fibre media

Initial pressure drop : ≤ 250 Pa

Rec. final pressure drop : 750 Pa

Application Temperature : upto 400°C in Continuous service

Face Velocity : upto 1.25 m/s

Type : High Temperature HEPA


Sr. No.	EN 1822	ISO 29463		Air Flow		Initial Pressure Drop (Pa)
				(CFM)	(CMH)	
1	H11/H12/H13/H14	ISO 15 E/ ISO 25 E/ ISO 35 H/ ISO 45 H	305 X 305 X 150	125	212.5	250
2	H11/H12/H13/H14	ISO 15 E/ ISO 25 E/ ISO 35 H/ ISO 45 H	610 X 305 X 150	250	425	250
3	H11/H12/H13/H14	ISO 15 E/ ISO 25 E/ ISO 35 H/ ISO 45 H	610 X 610 X 150	500	850	250

*Filters of other sizes as per requirement also available

*ULPA filters of the range "U15, U16, U17 or ISO 55 U, ISO 65 U, ISO 75 U" are also available.



Filter Housings



FEATURES

- Quick Filter Change
- Aerosol injection/ sampling ports as per requirements
- Perforated diffusers
- Heavy duty Fully welded housing to ensure air tightness
- Wide range of std. sizes
- Robust design
- Housings with Rigid Headers available
- Lifting eyes/ Hooks Available
- Side entry, top entry designs available
- Dampers available
- Tool-less filter Clamping available
- Designs to accommodate Gasket Sealed, Gel Sealed filters available

SPECIFICATIONS

Application : Housing for Filters in Cleanrooms

MOC : Aluminium extruded section, Galvanized Steel powder Coated (RAL 9002), Stainless steel

Diffuser : Perforated sheet

Volume Control Damper : Butterfly type, Gear operated square type

Accessories : In stainless steel

Type : terminal Housing for various Filters

Connection : Square type or circular type

Installation : Fitting into T grid systems, integration with Clean room Ceiling Panels, suspension by Hangers

Perforated Grill : Aluminium, GI powder Coated, Stainless perforated sheet



Safe Change Housings/ Bag In Bag Out

FEATURES

- Quick Filter Change
- Aerosol injection/ sampling ports as per requirements
- Heavy duty Fully welded housing to ensure air tightness
- Units tested for Pressure decay test based on N510
- Wide range of std. sizes
- Robust design
- Housings with Rigid Headers available
- Lifting eyes/ Hooks Available
- Side mount, top mount designs available
- Differential Pressure Gauges for Continuous Monitoring
- 2 stage Filtration also available
- Ribbed Inlet collar for PVC bag attachment
- Leak Free semitransparent PVC bags with straps for Filter Change
- Hand Operated Knobs to open the Covers
- Inbuilt leak scanning probe



SPECIFICATIONS

Application: Contaminated Potent Air Exhaust system

MOC: Stainless Steel, Galvanized Steel powder Coated (RAL 9002)

Accessories: In stainless steel

Type: Safe Change BIBO housing

Installation: Rectangular pre Drilled Flanges

Filter Mounting: Cam Operated pressure Plates



Test Facilities


Dyna Filters Pvt. Ltd. has an extensive test facility located at Pune works. All the filters are tested based on the latest International test standards. A few of those niche Test Beds and the calibrated instruments are listed below.



Efficiency Test Rig (based on EN 1822)



Leakage Test Rig
(as per IEST-RP-CC0034)



Oil Thread Test Rig (also known as Visual Leakage Test Rig)



Over Pressure Test Rig (as per BARC specs.)



Calibrated Measuring Instruments





Dyna Filters Pvt. Ltd.

Plot No. 14, 15 & 20, Ramtekdi Industrial Estate, Hadapsar,
Pune - 411 028, Maharashtra, India

☎ (91) 020-67667500 / 26873705 / 26811288 ✉ info@dynafilters.com 🌐 www.dynafilters.com