

## Online Conductivity TDS Resistivity Salinity Temperature Analyzer MS CT 9

### FEATURE

- Advanced Embedded Microcontroller Based Design
- Multivariable Display for Process Value, Relay Status, Temperature & 4 to 20 mA output
- Easy front key five Point calibration
- Auto / Manual Temperature Compensation
- IP66 protection grade
- Password can be set
- 3.2 inch LCD display
- Set Point – 4 Nos
- 2 x 4 to 20 mA DC Isolated output
- Weatherproof IP 66 protection



### DESCRIPTION

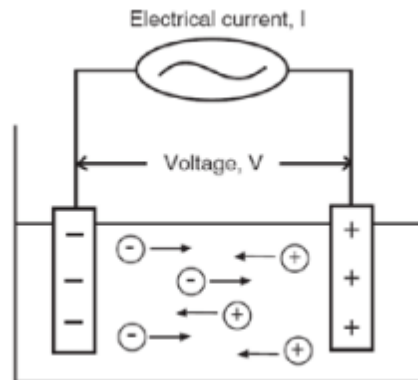
Conductivity of water allows measuring ionic constituents of all types of water including surface waters, process waters in water supply and treatment plants.

### PRINCIPLE

Conductivity is the ability of a solution, a metal or a gas - in brief all materials to pass an electric current. In solutions the current is carried by cations and anions whereas in metals it is carried by electrons. How well a solution conducts electricity depends on a number of factors

- Concentration of ions
- Mobility of ions
- Valence of ions
- Temperature All substances possess some degree of conductivity.

In aqueous solutions the level of ionic strength varies from the low conductivity of ultrapure water to the high conductivity of concentrated chemical samples. Conductivity may be measured by applying an alternating electrical current (I) to two electrodes immersed in a solution and measuring the resulting voltage (U). During this process, the cations migrate to the negative Electrode, the anions to the positive electrode and the solution acts as an electrical conductor.



The resistance of the solution (R) can be calculated using Ohm's law as shown below. The resistance unit is [Ohms] or [ $\Omega$ ].

$$R = U/I$$

Where:

U = voltage [V]

I = current [A]

R = resistance of the solution [ $\Omega$ ]

The conductance (G) is defined as the reciprocal of the electrical resistance (R) of a solution between two electrodes. It is measured in Siemens [S] which equals [ $\Omega^{-1}$ ].

## TECHNICAL SPECIFICATION

Principle	: Two electrode
Display Range:	
Conductivity	: 0.00~20.00 mS/cm
Resistivity	: 0.00 $\Omega$ .cm~18.00M $\Omega$ .cm
TDS	: 0.00~10g/L
Salinity	: 15ppt
Temp	: -10~150°C
Resolution	: EC: 0.001 $\mu$ S /cm Resistivity: 0.01M $\Omega$ .cm TDS: 0.01mg/L Salinity: 0.01% Temp: 0.1°C
Accuracy	: EC: $\pm 1\%$ FS Temp: 0.5°C
Repeatability	: $\pm 0.3\%$ FS
Temp Compensation	: Automatic or manual (Pt100)
Relay Output	: Two SPST relays, maximum load 3A/250VAC Set high/low alarm, temperature and wash control
Communication	: N/A
Signal Output	: Two 0/4~20mA current, Max. Load 1000 $\Omega$
Configuration	: Power failure protection, indefinite retention of Parameters
Display	: 128*64 3.2-inch large graphic dot matrix LCD
Protection Grade	: IP66




Enclosure Material	: Enhanced ABS
Dimension	: 100 x 100 x 120mm (Panel Cutout size 92x92mm)
Work Temperature	: 0~60°C, RH<95%, non-condensing
Storage Temperature	: -20~70°C, RH<55%, non-condensing
Electrical Interface	: Reserve three M12*1.5 gland
Installation Method	: Panel
Power Supply	: 100~240 VAC 50/60Hz
Weight	: 0.45 kg
Power Consumption	: 3W

## APPLICATION

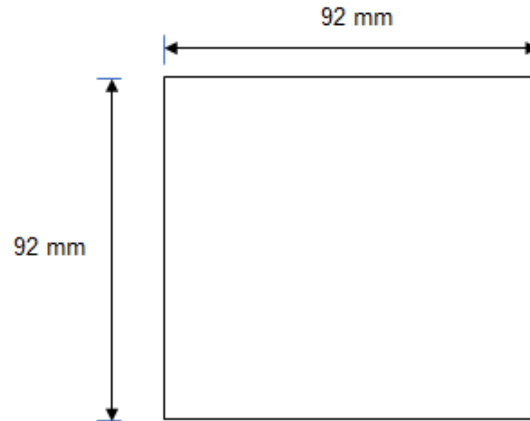
Water Treatment Plant (WTP)  
Effluent Treatment Plant (ETP)  
RO Water Plant  
Hydroponics  
Textile Industry  
Beverages / Food Industry  
Scrubber Application  
Steel Industry

Wastewater Treatment Plant (WWTP)  
Sewage Treatment Plant (STP)  
Power Plant  
Chemical Industry  
Paper & Pulp  
Pharma Industry  
Pigment Industry  
Aqua Culture

## DIMENSION



## PANEL CUTOUT DIMENSION



## TERMINAL DETAILS



Note : Due to continuous improvement in product, specifications & looks may vary