

EQ SERIES

Screw Air Compressor

Reliability at the right value

11 - 45 kW / 15 - 60 hp (50/60Hz)

ELGI®

Always Better.

NOW AVAILABLE WITH

DEMAND=MATCH

Saves Like VFD. Costs Like Fixed.

EXPERIENCE ENERGY
SAVINGS UP TO 17%



EQ SERIES

Built Tough | Long Life
Best-In-Class Warranty | Minimal Maintenance

Engineered to meet the needs of our customers.

For more than 60 years, ELGi has built world-class compressors. Through the years we have evolved and created innovative and technologically advanced air solutions to suit our customers' needs. ELGi EQ Series of Oil Lubricated Screw compressors offer an array of features for industries where size, reliability, and cost matter.

These reliable compressors function in the most demanding and the toughest of conditions. Designed for customer specific application needs, each compressor provides maximum uptime, long consumable life, and minimal maintenance thus providing value for small and medium enterprises (SMEs).

Applications



Sorting and Peeling



Manufacturing



Metal Working and Laser Cutting



Vehicle Service Station

ELGi EQ SERIES

Screw Air Compressor



Multi Stage Air Filtration

Increased life of consumables

Industry Leading Warranty

Protect yourself from unforeseen expenses

Option of Inbuilt VFD

Save on energy

Robust Cooling System

Reduced air outlet temperature

Enclosure Designed to Industrial Standards

Silent, aesthetic package

Clean Layout and Hinged Doors

Easy maintenance and quick service



Optimised Cooling System for High Ambient Temperature



Optional Secondary Filter Element



Easy to use Neuron XT Controller




Motor and Electrical Parts Designed for 50°C

* All images are for representative purpose only. Actual product may vary.

DEMAND=MATCH SYSTEM

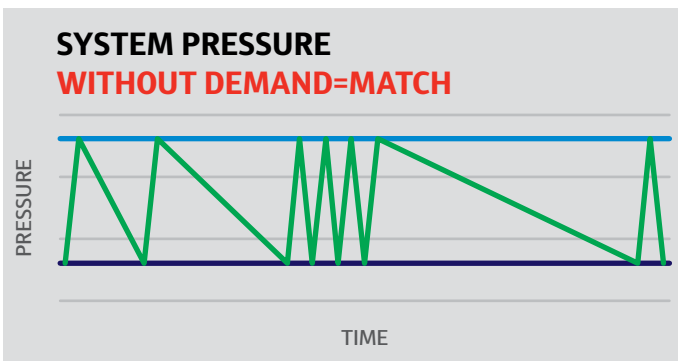
Saves like VFD. Costs like Fixed.

**ENERGY SAVINGS
Up to 17%**



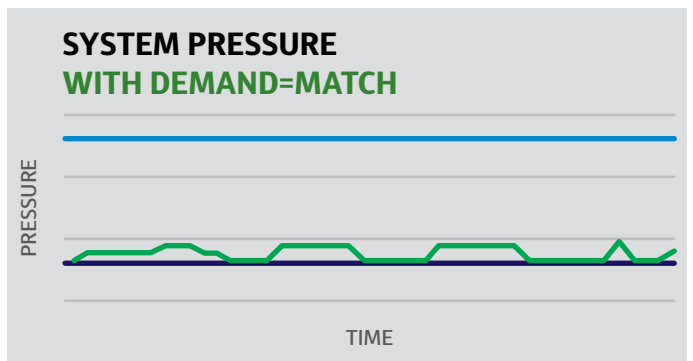
CURRENT INDUSTRY CHALLENGE

- >70% of compressors in use are fixed-speed machines, but in 100% of factories, demand is never constant.
- Demand fluctuates due to changes in production and process variability.
- Fixed-speed compressors, designed for constant output, struggle to operate effectively in these dynamic conditions.
- This results in excessive energy consumption, frequent cycling, and reduced system stability, no matter the brand or size.



ELGi'S SOLUTION

- ELGi's Demand=Match technology is a breakthrough system that automatically adjusts compressor delivery to match plant demand.
- It works by smartly re-circulating airflow inside the compressor, ensuring delivery always equals demand.
- Energy saving, smoother operation and enhanced reliability – Exclusive to ELGi
- Right air at the right time – no shortage, no wastage



— Cut-In Pressure — Cut-Out Pressure — System Pressure

DEMAND=MATCH
SYSTEM



QUICK COMPARISON

| Fixed-Speed Compressors | | With Demand=Match | |
|---|---|--|---|
| Runs at full capacity even when demand is low | ▶ Excess energy use and higher operating costs | Adjusts delivery to match exact demand | ▶ Significant energy savings and lower operating costs |
| Builds up higher-than-needed pressure and pressure spikes | ▶ Additional energy wasted | Maintains stable nominal pressure | ▶ Eliminates excess pressure losses |
| Frequent pressure cut-in/cut-out cycles, stress on components | ▶ Reduced reliability | Stable Operation with no or minimal pressure cut-in/cut-out cycles | ▶ Higher reliability and consistent performance |

AS A CUSTOMER, EXPERIENCE



ENERGY SAVINGS
Up to 17%



SUSTAINABILITY
Reduced Carbon Footprint



VARIABLE FLOW
Handles 100 - 40% demand variation



AFFORDABILITY
Capital Light.

EQ Series

**IMPROVED RELIABILITY ENABLES
EXTENDED AIREND WARRANTY**





How can the all new EQ Series benefit your business?

BENEFITS OF ELGi EQ SERIES

DESIGNED SMART. BUILT TOUGH.

Built to perform reliably in tough conditions, the compressor operates in dusty environments and humid conditions with an ambient design of 50°C.

LONG CONSUMABLE LIFE OF UP TO 4000 HOURS

Experience extended consumable life and minimum maintenance. Components that need maintenance are easily accessible thus making service simple and efficient.

REDUCED STARTING LOAD - OPTIMISED NC INTAKE VALVE

ELGi's intake valve is designed to reduce starting current. Also when working with the optimised blow down valve, unload power is significantly reduced, resulting in greater savings.

ENERGY EFFICIENCY WITH OPTIONAL VFD

When your application demand fluctuates significantly, our optional inbuilt VFD will ensure significant energy savings.

AN EASY TO OPERATE INDUSTRY GRADE CONTROLLER

The smart Neuron XT controller is easy to operate and has advanced fail-safe features. Neuron XT protects the compressor from major failures occurring due to motor overload, reverse rotation of motor, high air/oil temperature, and high pressure.

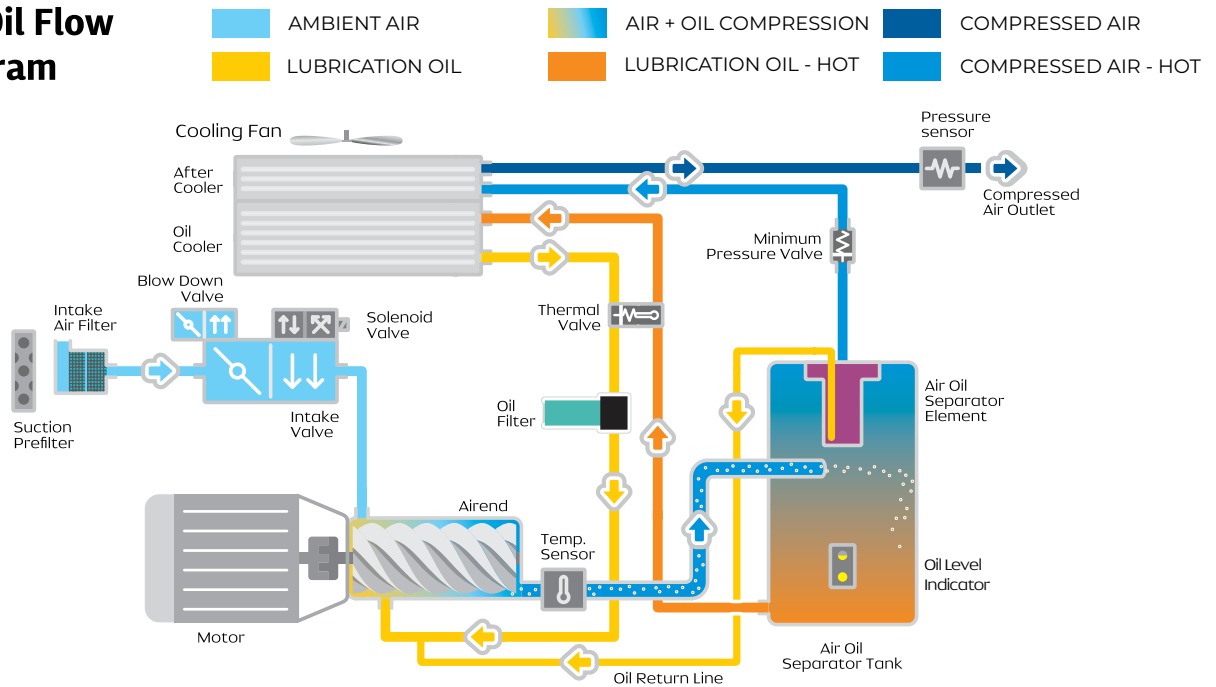
The performance control system, remote monitoring and data acquisition, generation of a cumulative, detailed report and fault report help the customer to run operations without downtime.

STRONG SERVICE NETWORK ACROSS THE GLOBE

Our strong service network provides our customers with quick and easy access to our service teams, whenever you are in need irrespective of your location in the country.

Genuine ELGi replacement filters and parts are easily available at all ELGi distributors. By providing ready assistance when in need, we assure that your compressors are well protected and provides maximum uptime.

Air/Oil Flow Diagram



ELGi Airmate Accessories



Drain Valve
(Timer controlled and zero loss)



Oil Water Separator



Refrigeration Air Dryer



Moisture Separator



Filter



Air Receiver

Technical Specifications - 50Hz Fixed Speed

| Model | Motor Power | | Working Pressure | | Free Air Delivery (FAD) | | Weight | | Noise | Dimensions L x B x H |
|----------|-------------|----|------------------|-------|-------------------------|---------------------|--------|------|-------|-------------------------|
| | 50Hz | kW | hp | bar g | psi g | m ³ /min | cfm | kg | lbs | dB(A) |
| EQ 11 DM | 11 | 15 | 7.0 | 102 | 1.84 | 65 | 568 | 1252 | 70 | 1356 x 721 x 1220 |
| | | | 8.0 | 116 | 1.70 | 60 | | | | |
| | | | 9.5 | 138 | 1.56 | 55 | | | | |
| | | | 12.5 | 181 | 1.27 | 45 | | | | |
| | | | 15.5* | 225* | 0.95 | 34 | | | | |
| EQ 15 DM | 15 | 20 | 7.0 | 102 | 2.55 | 90 | 586 | 1292 | 70 | 1356 x 721 x 1220 |
| | | | 8.0 | 116 | 2.49 | 88 | | | | |
| | | | 9.5 | 138 | 2.15 | 76 | | | | |
| | | | 12.5 | 181 | 1.90 | 67 | | | | |
| | | | 15.5* | 225* | 1.44 | 51 | | | | |
| EQ 18 DM | 18 | 25 | 7.0 | 102 | 3.20 | 113 | 655 | 1444 | 70 | 1500 x 821 x 1220 |
| | | | 8.0 | 116 | 3.11 | 110 | | | | |
| | | | 9.5 | 138 | 2.69 | 95 | | | | |
| | | | 12.5 | 181 | 2.27 | 80 | | | | |
| | | | 15.5* | 225* | 1.81 | 64 | | | | |
| EQ 22 DM | 22 | 30 | 7.0 | 102 | 3.74 | 132 | 675 | 1488 | 70 | 1500 x 821 x 1220 |
| | | | 8.0 | 116 | 3.65 | 129 | | | | |
| | | | 9.5 | 138 | 3.17 | 112 | | | | |
| | | | 12.5 | 181 | 2.61 | 92 | | | | |
| | | | 15.5* | 225* | 2.19 | 78 | | | | |
| EQ 30 DM | 30 | 40 | 7.0 | 102 | 5.55 | 196 | 1000 | 2205 | 70 | 1705 x 1111 x 1410 |
| | | | 8.0 | 116 | 5.13 | 181 | | | | |
| | | | 9.5 | 138 | 4.43 | 157 | | | | |
| | | | 12.5 | 181 | 3.62 | 128 | | | | |
| | | | 15.5* | 225* | 2.80 | 99 | | | | |
| EQ 37 DM | 37 | 50 | 7.0 | 102 | 6.85 | 242 | 1095 | 2414 | 70 | 1705 x 1111 x 1410 |
| | | | 8.0 | 116 | 6.57 | 232 | | | | |
| | | | 9.5 | 138 | 5.66 | 200 | | | | |
| | | | 12.5 | 181 | 4.64 | 164 | | | | |
| | | | 15.5* | 225* | 3.79 | 134 | | | | |
| EQ 45 DM | 45 | 60 | 7.0 | 102 | 8.38 | 296 | 1110 | 2447 | 70 | 1705 x 1111 x 1410 |
| | | | 8.0 | 116 | 8.03 | 284 | | | | |
| | | | 9.5 | 138 | 7.28 | 257 | | | | |
| | | | 12.5 | 181 | 6.09 | 215 | | | | |
| | | | 15.5* | 225* | 4.93 | 174 | | | | |

Note:

Free Air Delivery (FAD) is tested as per ISO 1217 : 2009 Annexure 'C' Edition: 4 for Fixed Speed Machines and as per Annexure 'E' Edition: 4 for VFD machines.

Sound level measured as per ISO 2151, Second Edition.

All standard models are air-cooled.

Due to continuous improvements, the specifications are subject to change without prior notice.

*Specific to certain regions. Please check with your sales representatives.

500L tank mounted option available on the EQ11-22 in select regions.

Technical Specifications - 50Hz Variable Speed

| Model | Motor Power | | Working Pressure | | Free Air Delivery (FAD) | | Weight | | Noise | Dimensions L x B x H |
|-------|-------------|----|------------------|-------|-------------------------|---------------------|--------|------|-------|-------------------------|
| | 50Hz | kW | hp | bar g | psi g | m ³ /min | cfm | kg | lbs | dB(A) |
| EQ 11 | 11 | 15 | 7.0 | 102 | 0.79~1.84 | 28~65 | 568 | 1252 | 70 | 1356 x 721 x 1220 |
| | | | 8.0 | 116 | 0.71~1.7 | 25~60 | | | | |
| | | | 9.5 | 138 | 0.68~1.56 | 24~55 | | | | |
| | | | 12.5 | 181 | 0.45~1.27 | 16~45 | | | | |
| | | | 15.5* | 225* | 0.52~0.95 | 18~34 | | | | |
| EQ 15 | 15 | 20 | 7.0 | 102 | 1.02~2.55 | 36~90 | 604 | 1332 | 70 | 1356 x 721 x 1220 |
| | | | 8.0 | 116 | 1.08~2.49 | 38~88 | | | | |
| | | | 9.5 | 138 | 0.96~2.15 | 34~76 | | | | |
| | | | 12.5 | 181 | 0.74~1.9 | 26~67 | | | | |
| | | | 15.5* | 225* | 0.85~1.44 | 30~51 | | | | |
| EQ 18 | 18 | 25 | 7.0 | 102 | 1.36~3.2 | 48~113 | 680 | 1499 | 70 | 1500 x 821 x 1220 |
| | | | 8.0 | 116 | 1.36~3.11 | 48~110 | | | | |
| | | | 9.5 | 138 | 1.16~2.66 | 41~94 | | | | |
| | | | 12.5 | 181 | 1.02~2.27 | 36~80 | | | | |
| | | | 15.5* | 225* | 1.25~1.81 | 44~64 | | | | |
| EQ 22 | 22 | 30 | 7.0 | 102 | 1.7~3.74 | 60~132 | 700 | 1543 | 70 | 1500 x 821 x 1220 |
| | | | 8.0 | 116 | 1.7~3.65 | 60~129 | | | | |
| | | | 9.5 | 138 | 1.53~3.17 | 54~112 | | | | |
| | | | 12.5 | 181 | 1.05~2.61 | 37~92 | | | | |
| | | | 15.5* | 225* | 1.39~2.19 | 49~78 | | | | |
| EQ 30 | 30 | 40 | 7.0 | 102 | 1.78~5.55 | 63~196 | 1050 | 2315 | 70 | 1705 x 1111 x 1410 |
| | | | 8.0 | 116 | 1.61~5.13 | 57~181 | | | | |
| | | | 9.5 | 138 | 1.36~4.43 | 48~157 | | | | |
| | | | 12.5 | 181 | 0.99~3.62 | 35~128 | | | | |
| | | | 15.5* | 225* | 1.65~2.8 | 58~99 | | | | |
| EQ 37 | 37 | 50 | 7.0 | 102 | 1.78~6.85 | 63~242 | 1145 | 2524 | 70 | 1705 x 1111 x 1410 |
| | | | 8.0 | 116 | 2.27~6.57 | 80~232 | | | | |
| | | | 9.5 | 138 | 1.95~5.66 | 69~200 | | | | |
| | | | 12.5 | 181 | 1.47~4.64 | 52~164 | | | | |
| | | | 15.5* | 225* | 1.91~3.79 | 68~134 | | | | |
| EQ 45 | 45 | 60 | 7.0 | 102 | 1.67~8.38 | 59~296 | 1160 | 2557 | 70 | 1705 x 1111 x 1410 |
| | | | 8.0 | 116 | 2.27~8.03 | 80~284 | | | | |
| | | | 9.5 | 138 | 2.24~7.28 | 79~257 | | | | |
| | | | 12.5 | 181 | 2.18~6.09 | 77~215 | | | | |
| | | | 15.5* | 225* | 3.4~4.93 | 120~174 | | | | |

Note:

Free Air Delivery (FAD) is tested as per ISO 1217 : 2009 Annexure 'C' Edition: 4 for Fixed Speed Machines and as per Annexure 'E' Edition: 4 for VFD machines.

Sound level measured as per ISO 2151, Second Edition.

All standard models are air-cooled.

Due to continuous improvements, the specifications are subject to change without prior notice.

*Specific to certain regions. Please check with your sales representatives.

500L tank mounted option available on the EQ11-22 in select regions.

Technical Specifications - 60Hz Fixed Speed

| Model | Motor Power | | Working Pressure | | Free Air Delivery (FAD) | | Weight | | Noise | Dimensions L x B x H |
|-------|-------------|----|------------------|-------|-------------------------|------|---------------------|------|-------|-------------------------|
| | 60Hz | kW | hp | psi g | bar g | cfm | m ³ /min | lbs | kg | dB(A) |
| EQ 11 | 11 | 15 | 100 | 6.9 | 68 | 1.93 | 1274 | 578 | 70 | 53.4 x 28.3 x 48 |
| | | | 125 | 8.6 | 58 | 1.64 | | | | |
| | | | 150 | 10.3 | 52 | 1.47 | | | | |
| | | | 175 | 12.1 | 46 | 1.3 | | | | |
| EQ 15 | 15 | 20 | 100 | 6.9 | 89 | 2.52 | 1291 | 586 | 70 | 53.4 x 28.3 x 48 |
| | | | 125 | 8.6 | 81 | 2.29 | | | | |
| | | | 150 | 10.3 | 73 | 2.07 | | | | |
| | | | 175 | 12.1 | 62 | 1.76 | | | | |
| EQ 18 | 18 | 25 | 100 | 6.9 | 111 | 3.14 | 1477 | 670 | 70 | 59 x 32.3 x 48 |
| | | | 125 | 8.6 | 100 | 2.83 | | | | |
| | | | 150 | 10.3 | 87 | 2.46 | | | | |
| | | | 175 | 12.1 | 78 | 2.21 | | | | |
| EQ 22 | 22 | 30 | 100 | 6.9 | 134 | 3.79 | 1488 | 675 | 70 | 59 x 32.3 x 48 |
| | | | 125 | 8.6 | 118 | 3.34 | | | | |
| | | | 150 | 10.3 | 109 | 3.09 | | | | |
| | | | 175 | 12.1 | 91 | 2.58 | | | | |
| EQ 30 | 30 | 40 | 100 | 6.9 | 191 | 5.4 | 2260 | 1025 | 70 | 67 x 44 x 55.5 |
| | | | 125 | 8.6 | 182 | 5.14 | | | | |
| | | | 150 | 10.3 | 144 | 4.08 | | | | |
| EQ 37 | 37 | 50 | 100 | 6.9 | 237 | 6.71 | 2469 | 1120 | 70 | 67 x 44 x 55.5 |
| | | | 125 | 8.6 | 209 | 5.92 | | | | |
| | | | 150 | 10.3 | 188 | 5.32 | | | | |
| EQ 45 | 45 | 60 | 100 | 6.9 | 284 | 8.04 | 2491 | 1130 | 70 | 67 x 44 x 55.5 |
| | | | 125 | 8.6 | 262 | 7.42 | | | | |
| | | | 150 | 10.3 | 227 | 6.42 | | | | |

Note:

Free Air Delivery (FAD) is tested as per ISO 1217 : 2009 Annexure 'C' Edition: 4 for Fixed Speed Machines and as per Annexure 'E' Edition: 4 for VFD machines.

Sound level measured as per ISO 2151, Second Edition.

All standard models are air-cooled.

Due to continuous improvements, the specifications are subject to change without prior notice.

*Specific to certain regions. Please check with your sales representatives.

500L tank mounted option available on the EQ11-22 in select regions.

Technical Specifications - 60Hz Variable Speed

| Model | Motor Power | | Working Pressure | | Free Air Delivery (FAD) | | Weight | | Noise | Dimensions L x B x H |
|-------|-------------|----|------------------|-------|-------------------------|-----------|---------------------|------|-------|-------------------------|
| | 60Hz | kW | hp | psi g | bar g | cfm | m ³ /min | lbs | kg | dB(A) |
| EQ 11 | 11 | 15 | 100 | 6.9 | 30~68 | 0.85~1.93 | 1313 | 596 | 70 | 53.4 x 28.3 x 48 |
| | | | 125 | 8.6 | 26~58 | 0.74~1.64 | | | | |
| | | | 150 | 10.3 | 21~52 | 0.59~1.47 | | | | |
| | | | 175 | 12.1 | 17~46 | 0.48~1.3 | | | | |
| EQ 15 | 15 | 20 | 100 | 6.9 | 41~89 | 1.16~2.52 | 1330 | 603 | 70 | 53.4 x 28.3 x 48 |
| | | | 125 | 8.6 | 37~81 | 1.05~2.29 | | | | |
| | | | 150 | 10.3 | 32~73 | 0.91~2.07 | | | | |
| | | | 175 | 12.1 | 27~62 | 0.76~1.76 | | | | |
| EQ 18 | 18 | 25 | 100 | 6.9 | 47~111 | 1.33~3.14 | 1532 | 695 | 70 | 59 x 32.3 x 48 |
| | | | 125 | 8.6 | 41~100 | 1.16~2.83 | | | | |
| | | | 150 | 10.3 | 39~87 | 1.1~2.46 | | | | |
| | | | 175 | 12.1 | 31~78 | 0.88~2.21 | | | | |
| EQ 22 | 22 | 30 | 100 | 6.9 | 57~134 | 1.61~3.79 | 1543 | 700 | 70 | 59 x 32.3 x 48 |
| | | | 125 | 8.6 | 52~118 | 1.47~3.34 | | | | |
| | | | 150 | 10.3 | 47~109 | 1.33~3.09 | | | | |
| | | | 175 | 12.1 | 41~91 | 1.16~2.58 | | | | |
| EQ 30 | 30 | 40 | 100 | 6.9 | 63~191 | 1.78~5.4 | 2370 | 1075 | 70 | 67 x 44 x 55.5 |
| | | | 125 | 8.6 | 55~182 | 1.56~5.14 | | | | |
| | | | 150 | 10.3 | 45~144 | 1.27~4.08 | | | | |
| EQ 37 | 37 | 50 | 100 | 6.9 | 63~237 | 1.78~6.71 | 2579 | 1170 | 70 | 67 x 44 x 55.5 |
| | | | 125 | 8.6 | 55~209 | 1.56~5.92 | | | | |
| | | | 150 | 10.3 | 45~188 | 1.27~5.32 | | | | |
| EQ 45 | 45 | 60 | 100 | 6.9 | 77~284 | 2.18~8.04 | 2601 | 1180 | 70 | 67 x 44 x 55.5 |
| | | | 125 | 8.6 | 55~262 | 1.56~7.42 | | | | |
| | | | 150 | 10.3 | 54~227 | 1.53~6.42 | | | | |

Note:

Free Air Delivery (FAD) is tested as per ISO 1217 : 2009 Annexure 'C' Edition: 4 for Fixed Speed Machines and as per Annexure 'E' Edition: 4 for VFD machines.

Sound level measured as per ISO 2151, Second Edition.

All standard models are air-cooled.

Due to continuous improvements, the specifications are subject to change without prior notice.

*Specific to certain regions. Please check with your sales representatives.

500L tank mounted option available on the EQ11-22 in select regions.

ELGI[®]
Always Better.

