



ESHATEQ BLASTING EQUIPMENTS

Blast, Spray Dust Control Technology...

(Mfrs: Blasting Equipments, Foundry Equipments, Dry & Wet Paint Booth, All types of Dust Collecting & Pollution Control Equipments, All types of Belt & Chain Conveyors, Screw Conveyor, Bucket Elevators, Overhead Monorails System, Shot Blasting Machine, Material Handling Equipments,)

Manufacturers of

Portable Abrasive Blaster

Abrasive Blasting Cabinet

Auto /Semi Auto Abrasive Blasting System

Blast Room System

Pollution Control System

Customized Shot Blasting Machine

Material Handling Equipments

Blaster Safety Wears

Spares

Abrasives & Shots

Spray Coating System

Steel Surface Finish Standard



ABOUT US

Eshateq Blasting Equipments is an upcoming name in the surface preparation technology. The company manufactures a wide range of Air Operated Abrasive Sand / Shot Blasting and Shot Peening equipments. The strength of company lies in a team of highly experienced and qualified engineers, with a purpose to offer most suitable techno-commercial solutions to its clients. The company possesses a highly motivated, skilled and laborious workforce with veteran supervision of the organized production. The organization also possesses a strong well-knit infrastructure with adequate manufacturing facility. **Eshateq Blasting Equipments** has thus proved its products to excellent quality, performance, reliability and customer satisfaction. Our Customers can tell the difference.

Eshateq Blasting Equipments are the only sole manufacturers of '**ESHATEQ**' brand of Abrasive Sand and Shot Blasting Machines / Dust Collectors / Wet and Dry Spray Booths / Blast Room Systems / Semi – Automatic, Fully Automatic and PLC controlled Abrasive Blasting Equipments and their Spares. Since year 2020 we have come up in equipment design and manufacturing by our own brand name '**ESHATEQ**'. We aim to share our experience and expertise in field of Sand/Shot Blasting and Shot Peening technology to our valued clients.

Today, **Eshateq Blasting Equipments** is one of the fastest growing manufacturers of Abrasive Blasting / Shot Peening Equipments and Suppliers for Spares and Consumables with a client list of about 60 valuable customers throughout India and abroad. We are dedicated to provide our services for installation, servicing and maintenance of the equipment supplied by us to all our valuable clients.



TYPE Pressure Blast

PORTABLE ABRASIVE BLAST

A range of high production single and double Chamber blast machines, manufactured in Coimbatore. To suit the requirements of the anti corrosion industries. All machines are designed to guarantee fast filling, unrestricted ted airflow and easy access for inspection and maintenance. High precision abrasive metering valves give accurate delivery of all types of blasting media.

MODEL	TANK CAPAITY	SAND / GRIT FILLING	MINIMUM AIR REQUIRED / HP	PRODUCTION OUTPUT
ETBE50	42 LITRS	60 KGS / 159 KGS	45 CFM / 15 HP	3 - 4 SQ MTR / HR
ETBE100	85 LITRS	123 KGS / 321 KGS	68 CFM / 25 HP	5 - 7 SQ MTR / HR
ETBE200	192 LITRS	278 KGS / 726 KGS	113 CFM / 40 HP	9 - 12SQ MTR / HR
ETBE300	284 LITRS	412 KGS / 1074 KGS	217 CFM / 75 HP	15 - 20SQ MTR / HR



Features:

1. Concave head and conical bottom allows easy filling and smooth flow of all types of abrasive.
2. Heavy duty pop-up valve to give quick response to pressurization.
3. Lifting eyes for easy mobility.
4. Mobility all machines mounted on large rugged wheels for easy maneuverability on site.
5. Working pressure of 8 bars.
6. A full range of abrasive metering valves are available. Standard fitted with:
 - * RCV-125 pneumatic operated Remote Control System incl. DMH-125 Deadman Handle and 20 meter twin-line
 - * Control hose c/w couplings.
 - * Clear line Moisture Separator to prevent the entry of moisture and oil from the compressor into the blast pot.

TYPE Suction Blast

In this blasting gun, pressure is not being created at any place, Only suction is happening in the nozzle. Nowhere pressure is being created in the equipment. Air directly passing through the gun, It is not being stored at place. The hopper is open to atmospheric air pressure only.



PRESSURE BLAST CABINET

Works on DIRECT PRESSURE principle of blasting, the pressure blaster produces high abrasive velocity resulting to cleaning of job at faster rate. A pressure vessel directly bolted below hopper of cabinet has automatic abrasive refilling arrangement. A tubular fabric bag type dust collector with generous filter area is attached with cabinet as standard feature for high efficiency of dust collection. A manual shaker is also provided for bag shaking. PB is recommended for fast cleaning, for removal of heavy rust and corrosion using coarse abrasive, it is most suitable for

Etching the surface needed for rubber-lining, FRP lining and metal spaying. Castings and forgings are cleaned speedily. Blast pressure can be controlled from 30 to 90 psig. Almost all types of coarse and medium size abrasives can be used depending upon application.

OPTIONS Available on Request

- ❖ Motorized bag shaking arrangement.
- ❖ Reverse jet cartridge filter dust collector.
- ❖ Higher output Blast Gun in place of standard.
- ❖ Foot operated treadle switch for blasting ON/OFF.
- ❖ Fitted with optional accessories.




SUCTION BLAST CABINET

Works on INDUCTION-SUCTION principle of abrasive delivery. The super blaster ensures continuous working and no interruption in blasting cycle. Recommended for light and medium size components where surface is to be cleaned or debarred or to impart with fine matte finish. Useful for heat treatment shops, tool, die and mould makers and shot Peening of light metal components etc. SB machines are incorporated with reclaimer which ensures uniform cleaning and finishing each time and in every next operation. This is achieved by an automatic system of abrasive cleaning and separation built into the reclaimer. Dust and debris are separated and only clean and sized abrasives are carried to blast gun- ensuring a homogeneous finishing. Most cabinets of other make do not have the reclaimer as standard practice.

OPTIONS Available on Request

- ❖ Rubber lining inside walls of cabinet.
- ❖ Reverse jet cartridge filter dust collector.
- ❖ Higher output Blast Gun in place of standard.
- ❖ Foot operated treadle switch for blasting ON/OFF.
- ❖ Fitted with optional accessories.



SUCTION BLAST CABINET

Works on **INDUCTION-SUCTION** principle of blasting. The most important point in wet blasting is its ability to use very fine abrasive - as fine as 5 microns. Fine abrasive particles are suspended in liquid, usually water and then pumped to a nozzle as a slurry. At nozzle, the slurry is introduced into air-stream and propelled against job. The glandless slurry pump is used to feed the slurry at positive pressure into blast gun. The wetted parts of pump are of thermoset plastic material for corrosion resistance. WB machine is useful in tool room to remove feather burrs from multitooth cutting tools, such as, milling cutters, holes, broaches and taps eliminating hours of handhoning time. It deburrs intersecting holes in precision parts which are inaccessible by any other method. The finest machined surface can be super-finished without damage to sharp edges and exact tolerances.

OPTIONS Available on Request

- ❖ Higher capacity slurry pump for high output.
- ❖ Higher output Blast Gun in place of standard
- ❖ Foot operated treadle switch for blasting ON/OFF.
- ❖ Fitted with optional accessories.



AIR REQUIREMENT CHART	Air Consumption in	Air Consumption in Cub.M / min. (Cub.ft./min.)		
	Cub.M / min. (Cub.ft./min.)	4.92 (70)	5.63 (80)	6.33 (90)
Nozzle size 5 mm (PB)	0.93 (33)	1.08 (38)	1.16 (41)	
6 mm (PB)	1.73 (61)	1.93 (68)	2.10 (74)	
Air orifice Size 2 mm (SB, WB)	0.40 (14)	0.45 (16)	0.54 (19)	
3 mm	0.54 (19)	0.59 (21)	0.68 (24)	
4 mm	0.85 (30)	0.96 (34)	1.05 (37)	
5.5 mm	1.67 (59)	1.87 (66)	2.07 (73)	

We suggest air compressor to be of 20% excess capacity.

BLAST CABINET SPECIFICATION

MODEL	PRESSURE BLASTER (PB)			SUPER BLASTER (SB)			WET BLASTER (WB)	
	PB-9182	PB-12090	PB-150120	SB-6060	SB-9182	SB-12090	WB-9182	WB-12090
Working Chamber mm								
Height A	775	900	900	600	775	900	775	900
Width B	910	1200	1500	600	910	1200	900	1200
Depth C	820	900	1200	600	820	900	820	900
Door Opening mm								
Width G	730	800	1100	500	730	800	730	800
Height H	675	800	800	500	675	800	675	800
Overall Dimension mm								
Height D	2130	2030	2080	1660	2120	2570	1940	2235
Width P	1100	1365	1665	800	1070	1365	1070	1365
Depth P	2500	2430	2730	1500	1400	1700	1500	1700
Dust or Mist Collector or Reclaimer Fan Motor HP	1.0	1.0	1.5	0.5	1.0	1.5	0.5	1.0
Fan Capacity (M ³ /min)	14.16	14.16	22.66	5.66	11.32	16.98	5.66	11.32
Fan Capacity (CFM)	500	500	800	200	400	600	200	400
Filter Cloth Area (M ²)	7.5	7.5	10.0	1.0	2.0	4.0	---	---
Slurry Pump Motor (HP)	---	---	---	---	---	---	1.0	1.0
Airjet Orifice mm	---	---	---	*2,3	*3,4,5,5	3,*4,5,5	*3,4,5,5	*3,4,5,5
Blast Nozzle mm	*5,6	*5,6	*5,6	*6,8	*8,10,12	8,*10,12	*8,10,12	*8,10,12
Abrasive Storage Capacity Litres (CFT)	28(1.0)	42(1.5)	42(1.5)	28(1.0)	28(1.0)	42(1.5)	42(1.5)	42(1.5)
Pit Size mm								
Width	---	600	900	---	---	---	---	---
Length		2180	2530					
Depth		510	600					
Weight in Kg (approx.)	580	650	760	250	380	490	400	525
Abrasive Feed	Direct Pressure			Induction Suction			Glandless Pump	

* The size supplied unless other wise specified. All motors used are 415V/3P/50Hz. specifications are for guidance & subject to change without notice.

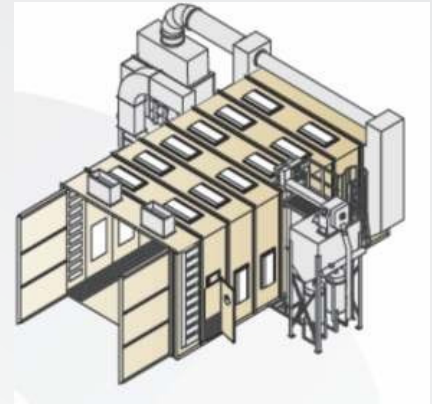
QUALITY OF COMPRESSED AIR

The quality of compressed air recommended is 1600 ppm at - 10° C dew point. However, instrument air is normally used in practice. Air dryer is recommended to get dry and moisture free air.

GRITBLASTING BOOTH WITH RECLAIM SYSTEM

Blast enclosures are very customizable and have many options that can make your operation more efficient. They are engineered to ensure you have adequate space to blast, lighting, and ventilation for dust removal. By getting to know your operation and goals, **ESHATEQ** Blast will be able to recommend the Enclosure and options that will make your operation the most efficient and keep your costs down. The engineered panels, doors and other components that make up our blast room enclosures are made of high quality materials designed to stand up to the punishing environment of abrasive blasting. Calling these enclosures “high quality” or “heavy duty” is really understating their ruggedness.

These are not “bolt” together booths, but are engineered systems specifically designed for abrasive blasting.




FULL FLOOR RECLAIM SYSTEM


Full floor reclaim systems recover more of the abrasive automatically than any other reclaim system because the entire floor space acts as one big collector. Anywhere abrasive falls, it goes through the grates

And is transported to the abrasive recovery system via augers below the floor. This system is best suited for high production operations and save cost by eliminating the need for additional “clean up” time.

Full floor systems require material handling of the work piece to be designed into the configuration of the room as the standard floor grates cannot support heavy loads. Options include a work car/track system, an overhead monorail crane, an overhead bridge crane, or heavy duty floor grating and support steel to allow a Forklift to drive onto the reclaim floor.



H- SHAPED PARTIAL RECLAIM SYSTEM




H-Shaped partial reclaim systems are similar to U-Shaped systems except they run along 2 of the 4 sides of the blast room are typically used with 2 door flow-through setups. Heavy work pieces can be moved in one end of the blast room and out the other never needing to travel over the reclaim system floor grates.

Since the majority of the abrasive falls along the walls of the blast room, the H-Shaped system (like the U-Shaped system) requires only minimal “clean up” to push the abrasive in the center of the room to the edges. Augers below the floor grates are used to move abrasive to the abrasive recovery system. Abrasive from the far side of the room travels under the floor using an auger covered by heavy steel plates.

U- SHAPED PARTIAL RECLAIM SYSTEM

U-Shaped partial reclaim systems run along 3 of the 4 sides of the blast room are typically used with single door (in/out) setups. Heavy work pieces can be moved in and out of the room never needing to travel over the reclaim system floor grates. Since the majority of the abrasive falls along the walls of the blast room, the U-Shaped system requires only minimal “clean up” to push the abrasive in the center of the room to the edges. Augers below the floor grates are used to move abrasive to the abrasive recovery system.

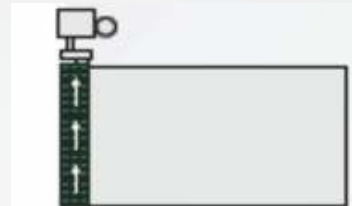


SINGLE SCREW PARTIAL RECLAIM SYSTEM



Sweep in systems are the most economical abrasive reclaim system but are only appropriate for low production operations. Almost all abrasive must be manually moved to the corner of the blast room where a chute directs the abrasive to the recovery system. This is the simplest reclaim system available but can increase operating costs due to the time needed for "clean up."

Also available in a shovel in version located entirely above the floor requiring no concrete work.



SWEEP and SHOVEL IN RECLAIM SYSTEM

U-Shaped partial reclaim systems run along 3 of the 4 sides of the blast room are typically used with single door (in/out) setups. Heavy work pieces can be moved in and out of the room never needing to travel over the reclaim system floor grates. Since the majority of the abrasive falls along the walls of the blast room, the U-Shaped system requires only minimal "clean up" to push the Abrasive in the center of the room to the edges. Augers below the floor grates are used to move abrasive to the abrasive recovery system.

MATERIAL HANDLING

One of the most important considerations when designing a blast room is how the objects being blasted are going to be moved in and out of the blast room. When it comes to material handling, there are several options that can speed up moving objects in and out of the enclosure.

MONORAIL

Monorail systems can be installed inside the blast room or outside with a brush seal providing containment of abrasive within the room. Monorails allow objects to be hung below them and moved in and out of the room and can be motorized.



OVERHEAD CRANE

When blasting heavier items, an overhead crane is a great option for material handling. The crane is installed above the blast room and uses a brush seal to keep abrasive from escaping during blasting.

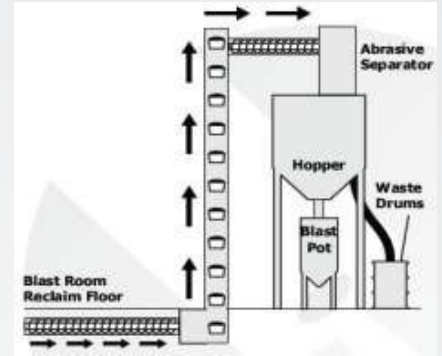
WORK CART

Rolling work carts are also a great solution for heavier items. The object to be blasted is placed on the work cart outside of the room and rolled in to be blasted. The wheeled work cart stays in the room during blasting and can be mounted on tracks or rails when required.



ABRASSIVE RECLAIM UNIT

Rolling work carts are also a great solution for heavier items. The object to be blasted is placed on the work cart outside of the room and rolled in to be blasted. The wheeled work cart stays in the room during blasting and can be mounted on tracks or rails when required



Using a perforated plate rotary drum assembly (a.k.a. scalping drum), larger trash is separated from the abrasive/dust mixture and is delivered to a trash drum/bin. The abrasive/dust mix then proceeds to the air wash.

BLAST SPARES & SAFETY ACCESSORIES



ABRASIVES

It is important to understand all your abrasive options. We want to be sure to educate you on the cost of the abrasive versus the recyclability of the abrasive. We are a stocking distributor of all commonly used abrasives and maintain a large warehouse of inventory. VCE is your connection for abrasives.



BLASTHOSE & COUPLING

There are several varieties of blast hose that are available in many sizes. VEC can make recommendations that will help you get the best performance and life from your blast hose as well as some suggestions for how to minimize user fatigue. We also supply all the necessary couplings and nozzle holders you will need.



RESPIRATORS

To protect the operator from airborne dust and flying abrasive, you will need a protective respirator for each operator. We stock a complete line of respirators for the abrasive blasting industry as well as accessories, like climate control tubes, that keep the operator comfortable and productive.



BREATHING AIR FILTERS & CO MONITORS

Your respirators must be supplied with clean/ safe air for your operators to breathe. Airline filters remove moisture, particulates & odor providing clean air to the respirator. Carbon monoxide is a serious concern when it comes to operator safety/health. CO monitors are available and highly recommended.



BLASTNOZZLES

Straight bore, venturi, double venturi, high performance big-gun, #5 size, #8 size, urethane jacket, aluminum jacket, tungsten-carbide, boron-carbide. When it comes to blast nozzles, there are hundreds of options. Let VEC be your guide and make recommendations for your operation.



REPLACEMENT PARTS

With our massive inventory, the distance between you and the replacement part you need is never far. IDS Blast® stocks everything from filter cartridges, to valves, to control handles, to fittings and everything in between. Keeping you up and running at peak performance is our priority and commitment.



PERSONAL PROTECTIVE EQUIP

With our massive inventory, the distance between you and the replacement part you need is never far. IDS Blast® stocks everything from filter cartridges, to valves, to control handles, to fittings and everything in between. Keeping you up and running at peak performance is our priority and commitment.



COMPRESSORS & AIR PREP.

VEC has the knowledge & experience to supply you with properly sized and reliable air compressor(s) for your abrasive blasting setup. Cool, clean & dry compressed air is the key to better abrasive blasting. VEC supplies air dryers and filtration systems to minimize compressed air quality related downtime.



SURFACE FINISH STANDARDS

RUST GRADES



Brush-Off Blast Cleaning (SA 1)
Removal of loose mill scale, loose rust, and loose paint, to the degree hereafter specified, by the impact of abrasives propelled through nozzles or by centrifugal wheels. It is not intended that the surface shall be free of all mill scale, rust, and paint. The remaining mill scale, rust, and paint should be tight and the surface should be sufficiently abraded to provide good adhesion and bonding of paint. A brush-off blast cleaned surface finish is defined as one from which all oil, grease, dirt, rust scale, loose mill scale, loose rust and loose paint or coatings are removed completely but tight mill scale and tightly adhered rust, paint and coatings are permitted to remain provided that all mill scale and rust have been exposed to the abrasive blast pattern sufficiently to expose numerous flecks of the underlying metal fairly uniformly distributed over the entire surface.

Commercial Blast Cleaning (SA 2)
Removal of partial mill scale, rust, rust scale, paint or foreign matter by the use of abrasives propelled through nozzles or by centrifugal wheels, to the degree specified. A commercial blast cleaned surface finish is defined as one from which all oil, grease, dirt, rust scale and foreign matter have been completely removed from the surface and all rust, mill scale and old paint have been completely removed except for slight shadows, streaks, or discoloration caused by rust stain, mill scale oxides or slight, tight residues of paint or coating that may remain if the surface is pitted, slight residues of rust or paint may be found in the bottom of pits at least two-thirds of each square inch of surface area shall be free of all visible residues and the remainder shall be limited to the light discoloration, slight staining or tight residues mentioned above.

Near-White Blast Cleaning (SA 2-1/2)
Removal of nearly all mill scale, rust, rust scale, paint, or foreign matter by the use of abrasives propelled through nozzles or by centrifugal wheels, to the degree hereafter specified. A near-white blast cleaned surface finish is defined as one from which all oil, grease, dirt, mill scale, rust, corrosion products, oxides, paint or other foreign matter have been completely removed from the surface except for very light shadows, very slight streaks or slight discolorations caused by rust stain, mill scale oxides, or light, tight residues of paint or coating that may remain. At least 95 percent of each square inch of surface area shall be free of all visible residues, and the remainder shall be limited to the light discoloration mentioned above.

White Metal Blast Cleaning (SA 3)
Removal of all mill scale, rust, rust scale, paint or foreign matter by the use of abrasives propelled through nozzles or by centrifugal wheels. A white metal blast cleaned surface finish is defined as a surface with a gray-white, uniform metallic color, slightly roughened to form a suitable anchor pattern for coatings. The surface, when viewed without magnification, shall be free of all oil, grease, dirt, visible mill scale, rust, corrosion products, oxides, paint, or any other foreign matter.

SSPC-SP-10
SA 2-1/2
NACE 2
2nd Quality
Steel Structures Painting Council (USA)
Swedish Standards Organization
National Organization of Corrosion Engineers (USA)
United Kingdom Standards (BS 4232)

SSPC-SP-5
SA 3
NACE 1
1st Quality
Steel Structures Painting Council (USA)
Swedish Standards Organization
National Organization of Corrosion Engineers (USA)
United Kingdom Standard (BS 4232)

Steel surface largely covered with adhering mill scale but little, if any, rust.

SSPC-SP-7
SA 1
NACE 4
Steel Structures Painting Council (USA)
Swedish Standards Organization
National Organization of Corrosion Engineers (USA)

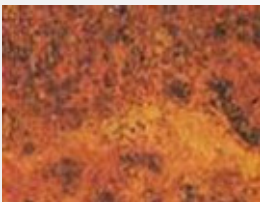

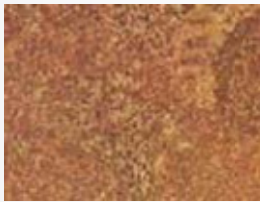
SSPC-SP-6
SA 2
NACE 3
3rd Quality
Steel Structures Painting Council (USA)
Swedish Standards Organization
National Organization of Corrosion Engineers (USA)
United Kingdom Standards (BS 4232)



Steel surface has begun to rust and mill scale has begun to flake.



Mill scale on steel surface has rusted away, but with slight pitting visible under normal vision.



Mill scale on steel surface has rusted away, general pitting is visible under normal vision.



The surface finish achieved by abrasive blast cleaning depends upon the original surface condition as well as the type of blasting equipment used, and the size, hardness, and type of abrasive.

The original surface condition of the steel can be described as:

- Steel surface largely covered with adhering mill scale by little, if any, rust.
- Steel surface which has begun to rust and from which the mill scale has begun to flake.
- Steel surface on which the mill scale has rusted away or from which it can be scraped, but with slight pitting visible under normal vision.
- Steel surface on which the mill scale has rusted away and on which general pitting is visible under normal vision.

Surface cleanliness is divided into four grades:

- SA 1 Brush off.
- SA 2 Commercial.
- SA 2-1/2 Near white metal.
- SA 3 White metal.





ESHATEQ BLASTING EQUIPMENTS

Blast, Spray Dust Control Technology...

SF NO 688, PODANUR ROAD, CHETTIPALAYAM

COIMBATORE – 641 201, TAMILNADU, INDIA

Mobile: +91 96774 40990, +91 96290 50990

EMAIL: eshateqblasting@gmail.com, saleseshateqblasting@gmail.com

