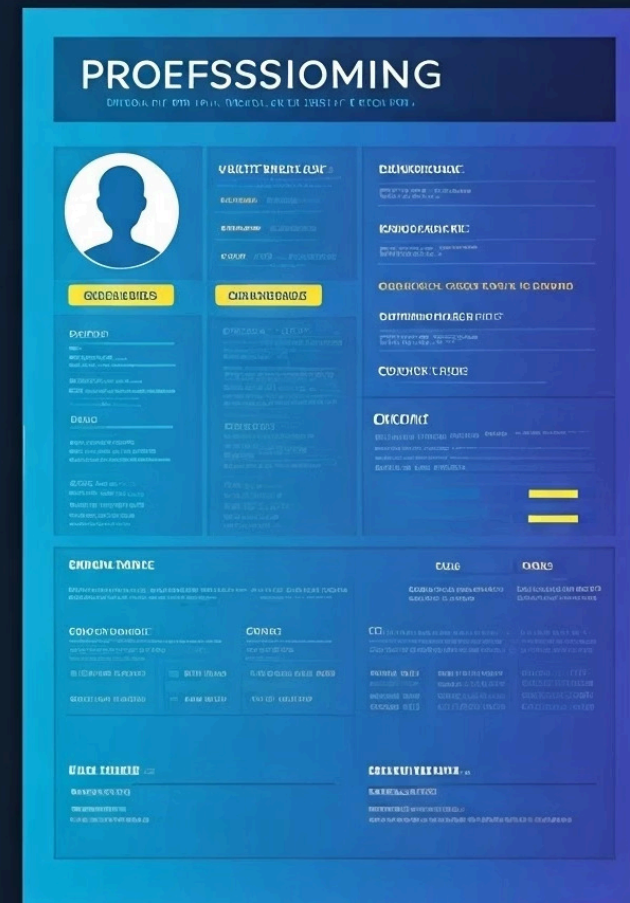


# How to Tailor Your Resume for Different Job Applications

Crafting a standout resume is a critical step for job seekers and freshers aiming to land their dream role in today's competitive job market. A generic, one-size-fits-all resume often fails to capture the attention of hiring managers and recruiters.

To increase your chances of securing interviews, tailoring your resume for each job application is essential. This presentation explores actionable strategies to customize your resume effectively, incorporating **resume writing tips**, **job application strategies**, and **career advice for freshers** to help you shine in the **recruitment process**.

 by Crazy Khan



# Why Tailoring Your Resume Matters

## Stand Out Quickly

Recruiters spend only 6-8 seconds scanning a resume before making initial decisions. A tailored resume immediately shows your fit for the role.

## ATS Optimization

Customization helps your resume pass through Applicant Tracking Systems that scan for specific keywords related to the position.

## Demonstrate Interest

Tailoring shows genuine interest in the specific role and company, setting you apart from applicants using generic resumes.

A tailored resume ensures your skills, experiences, and qualifications align with the specific **job description**, making it easier for employers to see you as the perfect fit among hundreds of applications.



A desk setup with a laptop, a yellow teddy bear, a blue notepad, and various pens and markers.

# Analyzing the Job Description

## Identify Keywords

Look for recurring words or phrases like "project management" or "data analysis" that are often **SEO keywords for recruitment**.

## Note Required Skills

Pay attention to both technical skills (Python, CRM software) and soft skills (teamwork, communication) mentioned in the listing.

## Research Company Needs

Understand the company's mission, values, and culture to align your resume with their expectations.

The **job description** is your roadmap to tailoring a resume. It outlines the skills, qualifications, and experiences the employer values most. For freshers lacking direct experience, focus on transferable skills from internships, academic projects, or volunteer work.

# Crafting Your Professional Summary

## Generic Summary

"Motivated professional with strong communication skills seeking a challenging role."

This vague statement could apply to almost any position and doesn't highlight specific qualifications.

## Tailored Summary

"Dynamic marketing graduate with hands-on experience in social media campaigns and content creation, eager to contribute to [Company Name]'s innovative digital marketing strategies."

This targeted statement incorporates **job-specific keywords** and shows alignment with the company.

Your professional summary is the first section recruiters read, so make it count. Tailor it to reflect the specific role and company, incorporating relevant keywords to improve **ATS compatibility** while showcasing your unique value proposition.



# Highlighting Relevant Skills



## Technical Skills

For a Software Developer:  
Python, JavaScript, Agile  
Methodologies, Problem-  
Solving



## Service Skills

For Customer Service:  
Conflict Resolution, CRM  
Software, Active Listening,  
Multitasking



## Analytical Skills

For Data Analysts: Excel, SQL, Data Visualization, Statistical Analysis

Create a dedicated "Skills" section to showcase both hard and soft skills that match the job requirements. Use bullet points for clarity and prioritize skills mentioned in the job description. For freshers, include skills gained through coursework, certifications, or extracurricular activities.



# Tailoring Your Work Experience



## Use the STAR Method

Structure achievements using Situation, Task, Action, Result format to demonstrate impact.



## Rewrite Generic Statements


Transform "Responsible for meeting sales targets" into "Increased sales revenue by 15% in Q3 2024 by implementing targeted client outreach strategies."



## Highlight Relevant Experience

For freshers: "Designed 10+ promotional posters for university events, receiving positive feedback for creativity and adherence to brand guidelines."

Your work experience section should emphasize achievements and responsibilities that align with the target role. Use **action verbs** like "developed," "streamlined," or "collaborated" to convey impact and incorporate **recruitment keywords** relevant to the position.



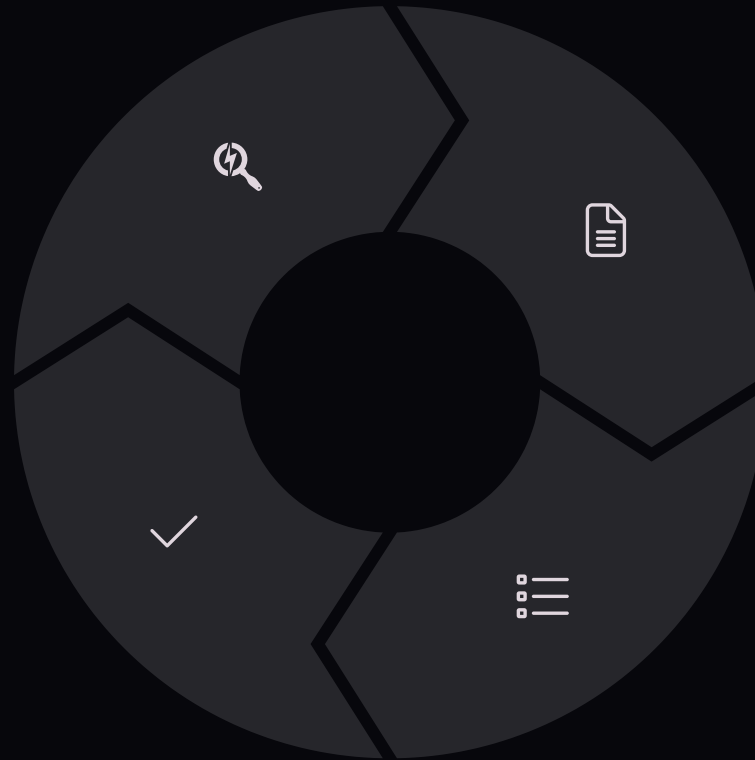
# Optimizing for ATS Systems

## Incorporate Keywords

Use exact phrases from the job description

## Test ATS Compatibility

Use online tools to verify readability



## Simplify Formatting


Use standard fonts and avoid complex elements

## Use Standard Headings

Label sections clearly for ATS recognition

Many companies use **ATS software** to filter resumes before they reach a recruiter. To ensure your resume passes the ATS scan, incorporate exact keywords from the job posting and maintain simple, clean formatting that automated systems can easily process.

# Showcasing Education and Certifications



## Relevant Coursework


Highlight specific courses that directly relate to job requirements. For a developer role, emphasize projects on machine learning or software development methodologies.

For freshers, the education section is particularly important. Tailor it by highlighting coursework or projects relevant to the job. Seasoned professionals should keep this section concise but relevant, focusing on degrees or certifications that enhance candidacy.



## Industry Certifications

Feature certifications like "Google Analytics" for marketing positions or "AWS Certified Cloud Practitioner" for tech roles to demonstrate specialized knowledge.

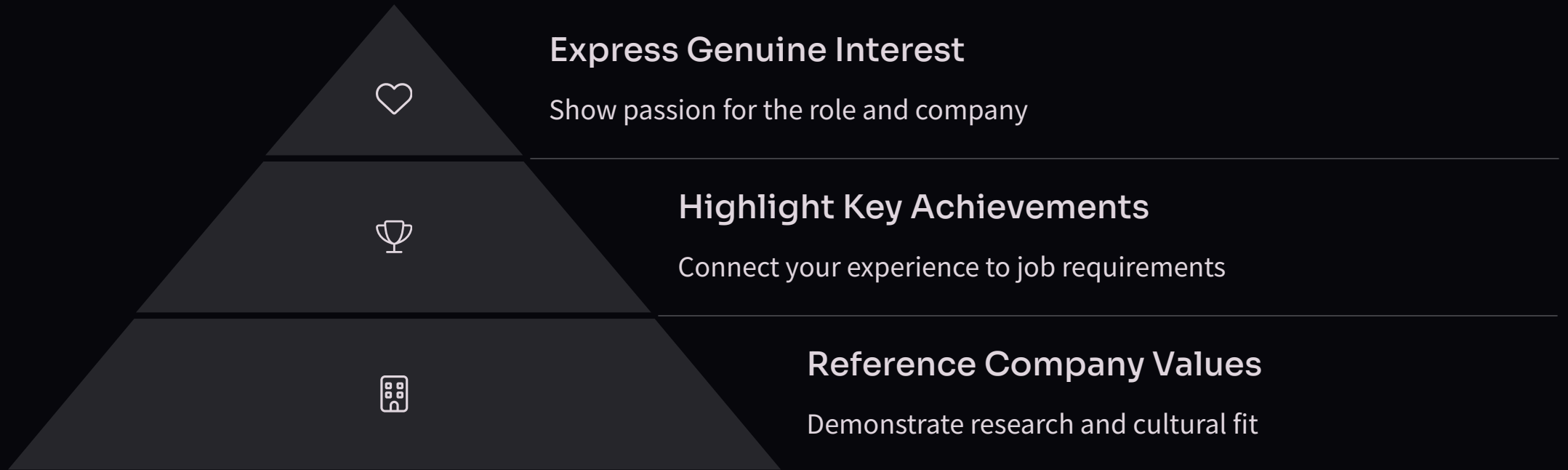


## Academic Projects

Describe relevant projects that demonstrate practical application of skills, especially valuable for freshers with limited work experience.



# Adding a Tailored Cover Letter



While not always required, a tailored cover letter can complement your resume and provide additional context. Use it to explain why you're passionate about the role and company, highlight specific achievements that align with the job, and address any gaps or unique circumstances.

Reference the company's values or recent achievements to show you've done your homework and are genuinely interested in joining their team.

# Common Mistakes to Avoid



## Using a Generic Resume

Sending the same resume to every job reduces your chances of standing out



## Including Irrelevant Information

Focus only on experiences and skills that directly relate to the role



## Ignoring ATS Optimization

Failing to include keywords can lead to your resume being filtered out



## Spelling or Grammar Errors

Proofread carefully as errors can harm your credibility

Even with perfect qualifications, these common mistakes can derail your job application. Take time to customize each resume, focus on relevant information, optimize for ATS systems, and thoroughly proofread before submitting. These steps will significantly increase your chances of making it to the interview stage.