

Indian Supplier of BIO Greenwalls



R.S Enterprises Vertical Garden in INDIA

CONTACT WITH :-
MR.RANJEET SINGH
91-9990154546
MR.RAJESH KUMAR
91-9911303925

A WHOLE NEW WAY TO THINK ABOUT GARDENING

Design Considerations

VERTICAL GARDENING WISDOM

INDOOR LIGHTING

Existing room light provides the minimal illumination for growing plants so you'll want to add a track lighting system. You can position metal halide lights or LED growing lights with the light washing down the living wall. This is still considered a low light planting location, so plan on low light indoor tropical plants that are native to the forest floor.

NATURAL LIGHT

Bright indirect light across from a bank of windows is an indoor tropical favourite. They will reach to the light and align their leaves to the source, making a perfect display. Direct light may cause burning, but if it is limited to a few hours a day it should be fine.

OUTDOORS

A sunny deck with full day sun is perfect for growing herbs and vegetables, flowers and succulents. Partial sun is great for lettuce or ferns and most other plants. A shady wall is good for ferns.

MOISTURE



Florafelt planters are intended for water-safe areas. Generally water will remain within the pockets but there is always the possibility that water can drip from the leaves, or roots may direct water outside of the pockets during water cycling periods. If you intend to use the unit indoors on wood floors or carpeting, use extra caution and observe the unit during the watering cycle. Use common sense when placing the unit and clean up occasional plant mess or moisture leakage.


REGULAR MAINTENANCE

A thriving vertical garden requires love, as well as watering several times a day. Fytogreen recommend an automatic watering system to ensure a healthy, lush vertical garden.

CHILDREN AND PETS

All gardens are at risk to the terrors of youth and fauna. Use caution, as some plants are toxic and must be selected carefully. Florafelt can be damaged by claws, teeth, and beaks. Use common sense and be selective about placement.





Green wall in India

We have successfully designed and launched "Biowall Module" enable to create (Vertical Garden System) for your own green wall at most economical and satisfying way.

Brand "Biowall" can be fixed on wooden planks, normal wall, and waterproof ply board surface creating unique designs. Our Brand "Biowall" used as 3 pot unit, 3 panel unit or you can be extended up to any height and length. The most specific feature of Brand of "Biowall" is an ease, such as simply planting system in normal pots. "Biowall" enable you to create Circular tower, Stand-alone Square column or honey comb shaped as per the space of availability. You can also make the changes in design.

"Bio-wall" can be fixed on wooden planks, normal wall, and waterproof ply board surface creating unique designs. You can create most enchanting patterns using wide range of your plants, herbs, medicinal, flower plants etc.

Length of frame: 520mm Width

of frame: 175mm Colour: Black

Specification:

Packing Size: One box containing 4 frame and 12 pts.

Covering Area: 1 Square feet by 1 frame.

ADVANTAGES OF VERTICAL GARDEN

Easy installation.

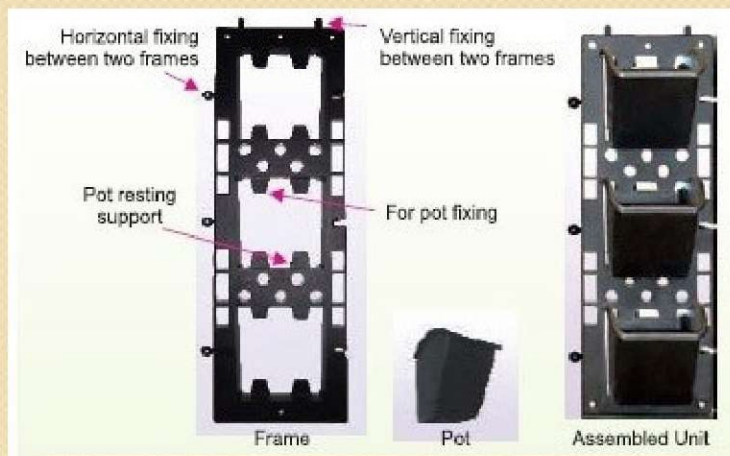
Low cost due as compared to other vertical garden

Easy to maintain

Best utilization of Space for Plant Lovers

Easy manual watering as well as drip irrigation

Free Maintenance Advice Post Installation



Delivery Available Across India





How to Use

STRETCH OPEN POCKETS

- First stretch open all the pockets using a small pipe or tool handle to get leverage.
- Pull firmly. Felt will give and stretch.
- Do not pull excessively.

WRAPPING PLANTS

Trim (if applicable) and mount your Florafelt vertical garden prior to wrapping plants.

- Roughly layout your design prior to planting.
- Pre-moisten the root-wrapper to prevent root shock.
- Remove enough soil to make a long flat pouch that easily slides into the pocket.
- Wrap plants as per 'root wrapper' instructions.
- Use a rubber band to hold wrapper together.
- Insert wrapped plants into Florafelt pockets.

HAND WATERING

- Hand-watering is an option, although not recommended, because a thriving vertical garden requires watering multiple times a day, unless you live in a rainy area.
- An automatic watering system is recommended, and is easy to connect. See our irrigation guide for more information.

WATERING SYSTEM

- Run the watering system on full to test the system.
- Check that the drip line is watering evenly across every second row.
- Check that the drain is clear.
- Check that the drain hose is adequate for draining out the water.
- If water source is harvested rainwater then use an in-line filter.
- The back layer of felt will get slightly moist when pressed.
- The bottom crease inside the pocket will also feel moist
- The front of the pockets will remain dry.
- Run the system on full while installing the plants.
- Soak the root-wrappers before wrapping the plants.

TIMER SETTINGS


- When the wall is planted set the timer for 4-6 minutes, 4 times a day. (This can be adjusted depend on area conditions)
- Check each plant daily initially to see they are all getting moisture.
- If a plant gets dry, hand water it to reactivate the moisture.





Grow a living wall easily with a Florafelt vertical garden

A living/Vertical wall, or **Bio wall**, can dramatically enhance both interiors and exteriors. As the plants are alive, it makes for a dynamic and interesting feature that evolves with time. And when land is scarce, the only way to go is up — so a vertical garden makes sense, especially in an urban environment.





Vertical Live Wall


Vertical Garden Products are success-full because they:

जब चाहो
 तब पाओ

- ◆ Create micro-climates under which they exist and to which they contribute.
- ◆ Absorb odours and noise.
- ◆ Provide a relaxing ambience.
- ◆ Screen unsightly areas.
- ◆ Generate a cooler environments for the Buildings they beautify, while making ex-isting cold, dark sites less extreme.
- ◆ Create new dimensions in small spaces, walkways or where larger gardens are not practical

BENEFITS OF VERTICAL GARDENS

- ◆ Plants create a peaceful and tranquil ambience. Air quality in homes, offices, and other indoor spaces is becoming a major health concern, particularly in developed countries where people often spend more than 90% of their time indoors.
- ◆ Some areas indoor air has been reported to be as much as 12 times more polluted than outdoor air. Indoor air pollutants emanate from paints, varnishes, adhesives, furnishings, clothing, solvents, building materials; etc. NASA has researched the use of plants to cleanse the atmosphere in space stations. Their results suggest that the everyday processes of photosynthesis and absorption in many common houseplants and blooming potted plants helps fight pollution indoors. In line with research, Vertical Gardens WA uses plants known to be good natural filters, tak-ing carbon dioxide from the air and replacing it with oxygen.



Vertical Garden Company Vertical Gardens
 Products Draw People In, Enchant Them With
 The Beauty Of The Greenery, Filter The Air,
 And Add To The Quality of The Environment.

Dealer & Distributors

Green wall in India

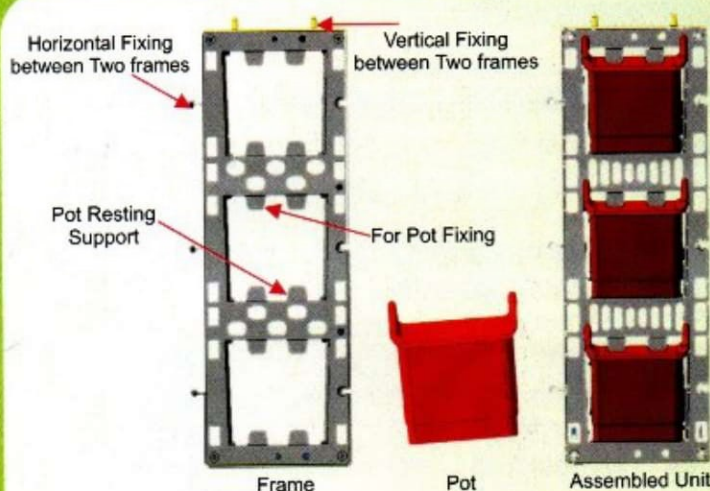
Green Wall Module.

We have successfully designed and launched "Biowall Module" enable to create (Vertical Garden System) for your own green wall at most economical and satisfying way.

Brand "Biowall" can be fixed on wooden planks, normal wall, and waterproof ply board surface creating unique designs. Our Brand "Biowall" used as 3 pot unit, 3 panel unit or you can be extended up to any height and length.

The most specific feature of Brand of "Biowall" is an ease, such as simply planting system in normal pots. "Biowall" enable you to create Circular tower, Stand-alone Square column or honey comb shaped as per the space of availability. You can also make the changes in design.

"Bio-wall" can be fixed on wooden planks, normal wall, and waterproof ply board surface creating unique designs. You can create most enchanting patterns using wide range of your plants, herbs, medicinal, flower plants etc.



Specification:

Length of frame: 520mm

Width of frame: 175mm Colour: Black

Packing Size: One box containing 4 frame and 12 pts.

Covering Area: 1 Square feet by 1 frame.

Advantages Of Vertical Garden

Easy installation.

Low cost due as compared to other vertical garden

Easy to maintain

Best utilization of Space for Plant Lovers

Easy manual watering as well as drip irrigation

Free Maintenance Advice Post Installation



Manufacturer of Bio Wall in Delhi



12, B, Dilip Vihar, Nilothi,
New Delhi-110041

Ph.: +91-9911303925, 9990154546

E-mail: rsenterprises12b@gmail.com

Web: www.rsenterprises.net.in

Dealer & Distributors

Delivery Available Across India









DAILY

- Observe the plants
- Notice if plants look waited
or if they have faded leaves
or show rotting bases or browned leaves
- Also notice if they have new buds or have made new roots

FORTNIGHTLY

- When using a manual fertigator system top up your fertiliser.
We recommend (Hortico):
Spring / Summer - 2 tsp every 2 weeks
Autumn / Winter - 2 tsp every 3-4 weeks

MONTHLY

- Observe plant health and adjust water timing if necessary
- Remove dead leaves
- Remove any dead plants and replace
- Clear drain of any debris
- healthyspray of Seasol (or simular) to keep the garden looking healthy and lush.

EVERY 2 MONTHS

- When using an automatic fertigator system

EVERY 3 MONTHS

- Clean the filter
- Use ladder to visually check drip emitters
- Change the timer battery

TIP: Use your ECalendar

Add these events to your electronic calendar and use the repeated events feature with reminders. Copy and paste this info for each frequency listed.

LIABILITY STATEMENT –

R.S Enterprises is not responsible or liable for care and maintenance of plants used in our R.S Enterprises living wall panels wall systems, Root Wrappers or any other products or services. R.S Enterprises is not responsible or liable for water damage to interior or exterior of buildings, homes, or finishes due to misuse or accidental moisture dripping from plants, lack of maintenance of watering systems, or for any reason for moisture damage or loss due to damages of any kind.

It is up to the purchaser to properly protect all surfaces from water exposure or overflow by providing water catchment drain trays and/or vapour barriers to areas of potential damage. We also recommend the hiring of qualified landscape maintenance professionals to assist with plant selection, planting, watering, feeding, pest control, lighting, and general maintenance to assure optimal health for the living wall.



R.S Enterprises Vertical Garden in INDIA

PHONE 91-9990154546/9911303925 EMAIL RSENTERPRISES12B@GMAIL.COM

Green Thought for Gren Life

www.rsenterprisestoday.com