

STANLEY

MAX



POWER TOOLS CATALOG 2025



PERFORMANCE IN ACTION

www.stanleytoolsindia.com

StanleyBlack&Decker

A LEADING GLOBAL DIVERSIFIED INDUSTRIAL BASED ON REVENUE

#1

IN TOOLS & STORAGE

#2

IN SECURITY SERVICES

GLOBAL LEADER

IN ENGINEERED FASTENING

1863

STANLEY introduced hammers to their line-up

1911

STANLEY began manufacturing chisels and vises

1936

STANLEY manufactured its 1st utility knife

1843

The STANLEY WORKS was founded in New Britain, Connecticut by Frederick T. Stanley.



1870

STANLEY began manufacturing screwdrivers and hand planes

1920

A new logo is introduced to symbolize the merger of the Stanley Rule & Level Company and the Stanley Works



1854

Begin to manufacture boxwood rules

1876

Miter boxes were introduced



1930

STANLEY made the 1st steel tape rule



1857

Stanley Rule & Level Company established by Henry Stanley. STANLEY begins to manufacture levels and squares

1869

Purchased Bailey, Chaney and Company and acquired the right to manufacture tools under Bailey's patents

1928

The Stanley Works broke into the electric hand tools market with an electric drill, screwdriver and bench grinder

182 YEARS

For the builders and protectors, for the makers and explorers, for those shaping and reshaping our world through hard work and inspiration, Stanley Black & Decker provides the tools and innovative solutions you can trust to get the job done — and we have since 1843.

1954

Time Magazine published a cover story titled "Do-It-Yourself - The New Million Dollar Hobby." STANLEY was ideally positioned to benefit from this trend and quickly developed products for this new market



1999

STANLEY launched the FATMAX Tape Rule and the FATMAX AntiVibe Hammer



2020

STANLEY launched innovative SLIM SAG platform with best in class Girth diameter



2024

STANLEY continues to introduce new and innovative products that change the way we work

1963

STANLEY opened the largest hand tool plant in the world in New Britain, CT. The same year, they introduce the PowerLock Tape Rule



1998

STANLEY acquired ZAG Industries Lt., an Israeli maker of plastic storage products, including tool boxes



2015

STANLEY newly launched power tools range



2011

STANLEY launches carbide blades

2023

180 Anniversary

2021

V20 Cordless Platform launched



STANLEY®

STANLEY® is the longest established and largest hand tool manufacturer in the world. Since 1843, STANLEY® has become a leading name in hand tool industry; we've set the standard for excellence in everything we do. No company on earth has a stronger or more compelling history of delivering the hardworking, powerful and innovational tools that help professionals, tradesmen and consumers around the world. Whether you're a retailer looking for the best quality products to offer your customers, or a skilled user looking for the best tools, STANLEY® is here to serve you.

STANLEY® GLOBAL PRESENCE

20+ Global manufacturing sites and labs with similar process and quality controls for consistent quality.



AWARDS & RECOGNITION

MORE THAN 500
WORLD'S FIRST SKUs



MORE THAN 150 PATENTS



MORE THAN 150
PRESTIGIOUS AWARDS



STANLEY WINS POPULAR MECHANICS 2021 TOOL AWARD

MOST REPUTABLE
2014 WORLD'S MOST REPUTABLE
AMERICAN COMPANIES

STANLEY BLACK & DECKER RANKED
11TH MOST REPUTABLE

**BRAND OF THE
YEAR 2019**

PRWEEK'S PURPOSE AWARDS

MOST ADMIRABLE
2019 WORLD'S MOST
ADMIRABLE COMPANIES

STANLEY BLACK & DECKER RANKED
5TH MOST ADMIRABLE

**AMERICA'S
BEST**

EMPLOYERS
FOR WOMEN

**BEST
PLACES
TO WORK FOR
LGBTQ EQUALITY
DIVERSITY**

CORPORATE EQUALITY
INDEX

**BEST
OUTLOOK FOR GLOBAL
CULTURE & PLACES
TO WORK**

COMPARABLY

#28

U.S. REPTRAK
MOST REPUTABLE
COMPANIES

REPUTATION
INSTITUTE

**WORLD'S
BEST EMPLOYERS**

FORBES

**WORLD'S
TOP**

FEMALE-FRIENDLY
COMPANIES

FORBES

#1
WORLD LEADER
IN TOOLS INDUSTRY

100
BEST CORPORATE CITIZENS
3BL MEDIA

BEST COMPANY
FOR LEADERSHIP, DEVELOPMENT & HAPPINESS
COMPARABLY

4TH
CONSECUTIVE YEAR
DOW JONES SUSTAINABILITY WORLD INDEX

#1
WORLD LEADER
IN ENGINEERED FASTENING SYSTEMS

14
TOOL AWARDS
POPULAR MECHANICS

46
PRODUCTS NAMED
PRO TOOL INNOVATION AWARDS

BEST
RIDING LAWN MOWERS
BOB VILA

BEST
WORKPLACE FOR INNOVATORS
FAST COMPANY

60
COUNTRIES GLOBAL PRESENCE

5TH
CONSECUTIVE YEAR MOST JUST COMPANIES
JUST CAPITAL

#30
100 MOST SUSTAINABLE COMPANIES
BARRON

AMERICA'S
MOST RESPONSIBLE COMPANIES
NEWSWEEK

CLEAN200
ON THE LIST
CORPORATE KNIGHTS

6TH
WATER CHANGE A-LIST
CDP

11TH
CONSECUTIVE YEAR
DOW JONES SUSTAINABILITY NORTH AMERICA INDEX

9 YEARS
ON CLIMATE CHANGE A-LIST
CDP

STANLEY™ POWER TOOLS™

GETTING THE JOB DONE FASTER, EASIER, BETTER

From Power Tools to Hand Tools and Accessories, Stanley is the only brand providing a wholesome solution for all tradesmen.

For over 182 years, we've built a legacy by producing some of the most well known hand tools and storage products in the world. It's this rich history of innovation that's made Stanley a trusted name and industry pioneer.



STANLEY™ POWER TOOLS™

STANLEY is the longest established and largest hand tool manufacturer in the world.

Since 1843, STANLEY has become a leading name in hand tool industry; we've set the standard for excellence in everything we do. No company on earth has a stronger or more compelling history of delivering the hardworking, powerful and innovational tools that help professionals, tradesmen and consumers around the world.

Whether you're a retailer looking for the best quality products to offer your customers, or a skilled user looking for the best tools, STANLEY is here to serve you.



More than **500**
World's First SKUs

More than **150**
Patents

More than **150**
Prestigious Awards



Do Whatever It Takes



CONTENTS

CORDLESS 10

HAMMER DRILL DRIVER, DRILL DRIVER	12
IMPACT DRIVER	13

V20 CORDLESS RANGE 16

BATTERIES & CHARGERS	17
DRILL DRIVER, SDS PLUS HAMMER, HAMMER DRILL	18-19
IMPACT DRIVER, IMPACT WRENCH	20
CUTTING TOOLS - SMALL ANGLE GRINDER	21
CIRCULAR SAW, JIGSAW	21

DRILLING & FASTENING 22

ROTARY DRILL	23
HAMMER DRILLS	24

CONCRETE WORKING 25

SDS PLUS HAMMERS	26
CHIPPING HAMMERS	27
DEMOLITION HAMMERS	27
TILE CUTTERS	28

METAL WORKING 29

SMALL ANGLE GRINDERS	30-31
LARGE ANGLE GRINDER	31
BENCH GRINDER	32
CHOP SAW	32
POLISHER	32

WOOD WORKING 33

PLUNGE ROUTER	34
CIRCULAR SAW	34
JIGSAW	34-35
COMPOUND MITRE SAW	35
PLANER	35
SHEET SANDER	35-36
TABLE SAW	36
Mitre Saw	36

SPECIALITY 37

HEAT GUNS	38
BLOWERS	38

LASER & INSTRUMENTS 39-40

IMPACT WRENCHES 41-42

MAX POWER TOOLS 44-45



CONSTRUCTION



CARPENTER



INSTALLER



ELECTRICIAN



PLUMBING



MECHANIC

STANLEY
FATMAX



A FULL RANGE CORDLESS SYSTEM

Get the benefit of a true power tool system based around the long-lasting next generation V20 cordless battery technology. The extensive range includes high quality tools from drills, drivers and cutting tools to outdoor equipment and more.

HAMMER DRILL DRIVER / DRIVER

SCH10D2K - 12V Hammer Drill Driver



- 30Nm max torque delivering class leading professional performance
- 20 torque positions & 2 speed selector Controlled torque & speed for precision in multiple applications
- LED light To perform jobs efficiently in low-light spaces
- Compact & Ergonomic design Rubber over mould handle for Increased comfort
- Battery status Indicator Lets you know battery status to Work efficiently
- +33% longer runtime* Improved 2.0ah battery for Longer runtime

Also available SCH10D1 (Single Battery)

VOLTAGE	12V Max
BRUSHED/BRUSHLESS	Brushed
NO-LOAD SPEED	0-400/0-1500rpm
IPM	0-6000/0-22500
RATED MAX TORQUE	30Nm
MAX DRILLING CAP:	20 / 10 / 8mm
WOOD / STEEL / MASONRY	
CLUTCH SETTING	20+3
2 SPEED GEAR	Yes
VARIABLE SPEED TRIGGER	Yes
CHUCK TYPE/ CAP:	SINGLE SLEEVE /10MM
LED LIGHT	Yes
BATTERY INDICATOR	Yes
CELL CAPACITY	2.0Ah
CHARGE	1.5A/ 80min

SCD10D2K - 12V Drill Driver



- 30Nm max torque delivering class leading professional performance
- 20 torque positions & 2 speed selector Controlled torque & speed for precision in multiple applications
- LED Light To perform jobs efficiently in low-light spaces
- Compact & Ergonomic design Rubber over mould handle for Increased comfort
- Battery status Indicator Lets you know battery status to Work efficiently
- +33% longer runtime* Improved 2.0ah battery for Longer runtime

Also available SCD10D1 (Single Battery)

VOLTAGE	12V Max
BRUSHED/BRUSHLESS	Brushed
NO-LOAD SPEED	0-400/0-1500RPM
IPM	--
RATED MAX TORQUE	30Nm
MAX DRILLING CAP:	
WOOD/STEEL/MASONRY	20 / 10MM /-
CLUTCH SETTING	20+1
2 SPEED GEAR	Yes
VARIABLE SPEED TRIGGER	Yes
CHUCK TYPE/ CAP:	SINGLE SLEEVE /10MM
LED LIGHT	Yes
BATTERY INDICATOR	Yes
CELL CAPACITY	2.0Ah
CHARGE	1.5A/ 80min



WOOD WORKING - CARPENTRY



METAL DRILLING



PLASTERBOARDS

PROFESSIONAL PERFORMANCE

Improved torque, durability and reduced vibration for higher productivity.

COMPACT & ERGONOMIC DESIGN

Lightweight tower-up battery pack designed for maximum comfort.

EFFICIENT & CONVENIENT

+ 33% longer runtime & faster charging* enables longer duration work.
*Compared to STANLEY's SCH121 & SCD121



IMPACT DRIVER

SCI121S2 - 12V Impact Driver



- High performance motor delivering 0-2500 RPM for faster work completion
- Powerful torque(110Nm) for effective screw driving applications in metal and concrete
- Best in class durability compared to tradesman competition
- Compact design & light weight for optimum handling in tight spaces
- Integrated LED for illumination of dark spaces

Voltage	12V
Chuck	6.35mm
No Load Speed	0-2500rpm
Torque	110Nm
Impact Rate	0-3200bpm
Battery	1.5Ah Li-Ion
Charger	1.25A
Weight	1.0kg



STANLEY™



STANLEY
FATMAX



4

V20 POWERTOOLS
LITHIUM ION

DEPENDABILITY MATTERS.

From sun up to tools down. Our new and improved 20V MAX* STANLEY® FATMAX® V20 lithium ion battery pack delivers all the performance you need for a good day's work... and then some. Because dependability matters.



PROFESSIONAL GRADE BATTERY CELLS

Our new and improved batteries are made from professional grade 18650 type Samsung battery cells with lower impedance for more power.

FULLY AUTOMATED ASSEMBLY

Built on an automated assembly line in sterile conditions for improved build quality and greater reliability.



PROTECTION FROM EXTREME TEMPERATURES

V20 batteries are protected from discharging in extreme temperatures, from -30°C to +75°C.

VIGOROUSLY TESTED

Our battery packs are vigorously tested for moisture ingress, thermal shock, drop and vibration as part of the approvals process.



* 20V MAX battery, maximum initial battery voltage (measured without a workload) is 20 volts. Nominal voltage is 18V.

BATTERIES & CHARGERS

20V MAX * STANLEY® FATMAX® V20 BATTERIES



- 2 battery sizes available both separately and as part of a starter kit

Product Code	Power
SB202	2.0 Ah
SB204	4.0 Ah

20V MAX * STANLEY® FATMAX® V20 CHARGERS



- 1 Charger size available both separately and as part of a starter kit

Product Code	Charging Current
SC200	2A

20V MAX * STANLEY® FATMAX® V20 ADAPTOR



- Converts 20V MAX * STANLEY® FATMAX® V20 2.0Ah batteries for use with older 18V STANLEY® FATMAX® cordless power tools.

Product Code	Compatibility
SBA100	1.5Ah & 2.0 Ah

DRILL DRIVERS

20V MAX STANLEY® FATMAX® - V20 DRILL DRIVER



Product Code	Tool	Battery	Storage
SCD700D2K	Brushed Drill Driver	2 X 2.0Ah	Kit Box

- Integral battery state of charge indicator for convenient monitoring of battery charge levels
- Powerful motor providing up to 1,500 RPM and 50Nm of torque for efficient drilling and screwdriving into wood, metal and plastic
- 24 clutch settings to control the fastener driving depth
- 2-Speed gearbox with speeds of 0-350/0-1,500 RPM for greater control over the job
- Integral LED worklight for improved visibility
- Keyless chuck for easy bit changes

Battery	2.0 Ah
No load Speed	1500 rpm
Max Torque	50 Nm

20V MAX STANLEY® FATMAX® - V20 BRUSHLESS DRILL DRIVER



Product Code	Tool	Battery	Storage
SBD710D2K	Brushless Drill Driver	2 x 2.0Ah	Kit Box

- Brushless motor technology for improved power efficiency and longer runtime
- Integral battery state of charge indicator for convenient monitoring of battery charge levels
- Powerful motor providing up to 1,900 RPM and 60Nm of torque for efficient drilling and screwdriving into wood, metal and plastic
- 15 clutch settings to control the fastener driving depth
- 2-Speed gearbox with speeds of 0-600/0-1,900 RPM for greater control over the job
- Integral LED worklight for improved visibility
- Keyless chuck for easy bit changes

Battery	2.0 Ah
No load Speed	1900 rpm
Max Torque	60 Nm

SPECIALITY

SCBL01-B1 20V BR BLOWER BARE TOOL (CORDLESS)



- Powerful motor provides 12,000 RPM's for fast material removal
- High-performance dust collection system to control dust accumulation through an integral dust bag or the use of a vacuum connection
- Lightweight and low profile design provides additional control and reduced vibration
- Dust sealed switch provides for improved durability
- Connect to a vacuum hose for hassle-free dust extraction and a cleaner workspace

Power Input	20V
Air Flow	2.7 M ³ /min
No Load Speed	12000 rpm

Standard Equipment
Tube, Dust bag



SDS-PLUS HAMMER

20V MAX⁺ STANLEY[®] FATMAX[®] - V20 BRUSHLESS SDS-PLUS HAMMER



Product Code	Tool	Battery	Storage
SBH900M2K	SDS Plus 22 mm Brushless Hammer	2 x 4.0Ah	Kit Box
SBH900	SDS Plus 22 mm Brushless Hammer	Bare Tool	Kit Box

Battery	4.0Ah
No load Speed	1500 rpm
Beats per min.	5500 bpm
Impact Energy	2.0 j

- Brushless motor technology for improved power efficiency and longer runtime
- Powerful hammer action provides up to 5,500 BPM for efficient drilling into masonry
- 2.0J of impact energy allows for efficient drilling and chiseling in concrete and aggregates
- 3 modes (hammer drilling, chiselling and rotary drilling)
- Variable speed switch for maximum application control
- Depth guide for carrying out repeat applications
- Quick release chuck for easy bit changes
- Compact and lightweight design with contoured overmoulded handle for added comfort and safety

HAMMER DRILL

20V MAX⁺ STANLEY[®] FATMAX[®] - V20 HAMMER DRILL



Product Code	Tool	Battery	Storage
SCD711C2K	Brushed Hammer Drill	2 x 1.5Ah	Kit Box
SCD711D2K	Brushed Hammer Drill	2 x 2.0Ah	Kit Box
SBD715D2K	Brushless Hammer Drill (60Nm)	2 x 2.0Ah	Kit Box

Battery	1.5/2.0 Ah
No Load Speed	1500 rpm
Max Torque	50 Nm

- Integral battery state of charge indicator for convenient monitoring of battery charge levels
- Powerful hammer action provides up to 25,500 BPM for efficient drilling into masonry
- Powerful motor providing up to 1,500 RPM and 50Nm of torque for efficient drilling and screwdriving into wood, metal and plastic
- 24 clutch settings to control the fastener driving depth
- 2-Speed gearbox with speeds of 0-350/0-1,500 RPM for greater control over the job
- Keyless chuck for easy bit changes
- Integral LED worklight for improved visibility

20V MAX⁺ STANLEY[®] FATMAX[®] - V20 HAMMER DRILL




Product Code	Tool	Battery	Storage
SCD711C1H	Brushed Hammer Drill	1 x 1.5Ah	19" Tool Box + 119 EA Acc

Battery	1.5/2.0 Ah
No Load Speed	1500 rpm
Max Torque	50 Nm

List of Items in the Box

- 80 Screws & Plugs
- 10Pcs Screwdriver Bits 25mm SL3, 4, 5, 6mm, PH0, 1, 2x2, 3
- 10Pcs Socket Holder + 9 pcs socket Set 5,6,7,8,9,10,11,12,13
- 6Pcs Allen Keys Set 1.5, 2, 2.5, 3, 3.5, 4, 5, 6
- 2Pcs Plier Combination plier + Long nose plier
- 1Pcs Hammer
- 1Pcs Snap Off Knife 18mm - Stanley Branded
- 1Pcs 3m Tape Measure - Stanley branded
- 1Pcs Adjustable wrench - Stanley Branded
- 6Pcs Screwdriver precision set - Stanley Branded
- 1Pcs Digital detection screwdriver - Stanley Branded
- 2Pcs Screwdriver - Philips and Standard
- 1Pcs Mini Hacksaw





IMPACT DRIVER

20V MAX⁺ STANLEY[®] FATMAX[®] - V20 BRUSHLESS IMPACT DRIVER



Product Code	Tool	Battery	Storage
SB1810D2K	Brushless Impact Driver	2.0Ah	Kit Box

Battery	2.0 Ah
Beats per min.	3500 bpm
Max Torque	170 Nm

- Brushless motor technology for improved power efficiency and longer runtime
- Integral battery state of charge indicator for convenient monitoring of battery charge levels (SB1810D2K)
- Powerful motor providing up to 2,800 RPM, 3,500 BPM and 180Nm of torque for driving larger fasteners and other high torque applications
- Quick release chuck for easy one-handed bit changes
- Integral LED work light for improved visibility

IMPACT WRENCH

20V MAX⁺ STANLEY[®] FATMAX[®] - V20 BRUSHLESS IMPACT WRENCH



Product Code	Tool	Battery	Storage
SBW920M2K	Brushless Impact Wrench	4.0Ah	Kit Box
SBW920	Brushless Impact Wrench	--	Kit Box

Battery	4.0 Ah
Impact per min.	3100 ipm
Max Torque	370 Nm

- Brushless motor technology for improved power efficiency and longer runtime
- Integral battery state of charge indicator for convenient monitoring of battery charge levels
- Powerful motor providing up to 3,100 IPM and 370Nm of torque for nut setting & other high torque applications
- 2-Speed gearbox with speeds of 0-900, 0-1900, RPMs
- 1/2 inch hog ring anvil for easy socket changes
- Integral LED worklight for improved visibility

CUTTING TOOLS

SMALL ANGLE GRINDER

20V MAX[®] STANLEY[®] FATMAX[®] - V20 SMALL ANGLE GRINDER



Product Code	Tool	Battery	Storage
SCG400	Brushed Small Angle Grinder Bare tool	--	--
SCG400M2K	Brushed Small Angle Grinder	4.0Ah	Kit Box

Battery	4.0 Ah
Speed	9000 rpm
Disc Dia	100 mm

- Integral battery state of charge indicator for convenient monitoring of battery charge levels
- Powerful high-performance motor provides 9000 RPM's for aggressive applications
- Cast metal gear housing dissipates heat during extended periods of use
- 3-Position handle for comfort and control
- Lock-on switch for reduced fatigue during extended use
- 125/100 mm diameter for compatibility with widely available grinding wheels in Asia markets

CIRCULAR SAW

20V MAX[®] STANLEY[®] FATMAX[®] - V20 CIRCULAR SAW



Product Code	Tool	Battery	Storage
SCC500	Brushed 165 mm Circular Saw Bare tool	-	-

Battery	--
Strokes per min.	4000 spm
Disc Dia	165 mm

- Powerful high-performance motor provides up to 4,000 RPM's for easy work of everyday cross and rip cuts
- Tool-free beveling shoe pivots up to 50° for angled cuts
- Contoured over-molded handle for comfort
- Compact and lightweight design helps reduce user fatigue

JIGSAW

20V MAX[®] STANLEY[®] FATMAX[®] - V20 JIGSAW



Product Code	Tool	Battery	Storage
SCJ600	Brushed Jig Saw Bare tool	-	-

Battery	--
Sawing per min.	2500 spm

- Variable speed trigger ranging from 0-2,500 SPM's
- 3 settings to adjust cut aggressiveness for various materials and applications
- Adjustable shoe for 45° bevel cuts
- Contoured over-molded handle for comfort
- Tool-free blade change - compatible with both T & U blades


Maximum initial battery voltage (measured without a workload) is 20 volts. Nominal voltage is 18V.

DRILLING & FASTENING



STANLEY offers a definitive range of corded drills and a screw-gun for every tradesman need - internal or external. With a choice of power options, chuck capacities, gear configurations and speed variations, no need to look further for your pick.

STDR5510 - 550W 10mm VSR Rotary Drill



- Durable chuck prevents bit loose during operation
- Adjustable variable speed dial allows to pre-set speeds for more control
- Powerful motor for excellent performance and long durability
- Ergonomic hold curve for easy one hand operation
- Reverse function for convenient screw driving
- Lock-on button for one hand control and user safety
- Integrated belt clip allows tool to be carried while freeing up both hands
- Key holder to securely maintain chuck key

Power Input	550 W
Chuck Capacity	1.5-10 mm
Max Torque	14 Nm
No Load Speed	0-2800 rpm
Max. Drilling Capacity	
Wood	25 mm
Steel	10 mm
Weight	1.55 kg

Standard Equipment

Chuck key

SDH550 - 550W 10mm Single Speed Hammer Drill



- 550W powerful motor for excellent performance and durability
- Ultra compact & ergonomic design bring best control
- Best in class durability compared to tradesman competition
- Lock-on button for one hand control and user safety

Power Input	550W
Chuck Capacity	1.5-10 mm
No load speed	2900 rpm
Impact Rate	49,300 BPM
Wood	25 mm
Steel	10 mm
Masonry	10 mm
Weight	1.6 Kg

Standard Equipment

Chuck key

SDH600 - 600W 13mm VSR Hammer Drill



- 600W motor for excellent performance and durability.
- Hammer action for drilling into brick & masonry.
- 2 Mode switch for Drill and Hammer application as per used need
- Speed dial for precise control of speed and torque
- Optimized air vents for efficient cooling
- Side handle to provide additional control
- Depth guide for making correct measurement

Power Input	600 W
Chuck Capacity	1.5-13 mm
Max Torque	22 Nm
No Load Speed	0-2900 rpm
Beats per Minute	0-49300 bpm
Max. Drilling Capacity	
Wood	32 mm
Steel	13 mm
Masonry	16 mm
Weight	1.9 kg

Standard Equipment

Chuck key , Depth guide, Side handle

STDH8013 - 800W 13mm VSR Hammer Drill



- Hammer action for drilling into brick and masonry
- Durable chuck prevents bit loose during operation
- Durable metal gear housing for a long life
- Adjustable variable speed dial control with forward and reverse mode to suit different materials
- High working efficiency due to excellent rotary and impact speed
- Lock-on button for one hand control and user safety
- Rubber grips for maximum user comfort
- Side handle to provide additional control
- Depth guide for making correct measurement

Power Input	800 W
Chuck Capacity	1.5-13 mm
Max Torque	22 Nm
No Load Speed	0-3000 rpm
Beats per Minute	0-54000 bpm
Max. Drilling Capacity	
Wood	32 mm
Steel	13 mm
Masonry	16 mm
Weight	2.4 kg

Standard Equipment

Chuck key , Depth guide, Side handle

SDH600KP - 13mm VSR Hammer Drill Kit with 120+ Pcs Hand tools and Accessories



- 600W motor for excellent performance and durability.
- Hammer action for drilling into brick & masonry.
- 2 Mode switch for Drill and Hammer application as per used need
- Speed dial for precise control of speed and torque
- Optimized air vents for efficient cooling
- Side handle to provide additional control
- Depth guide for making correct measurement



Power Input	600 W
Chuck Capacity	1.5-13 mm
Max Torque	22 Nm
No Load Speed	0-2900 rpm
Beats per Minute	0-49300 bpm
Max. Drilling Capacity	
Wood	32 mm
Steel	13 mm
Masonry	16 mm
Weight	1.9 kg

Components:
SDH600 Drill Machine | Measuring tape | Chuck Key | Knife | Hammer | Plier | Bit holder | Drill Bits | Screws and Plastic dowels | Hex bits | Allen key set | Bit Driver | Tester | depth Guide | Side handle

SDH600KM - 600W 13mm, Percussion Drill Mechanic Kit with 120+ Pcs Hand tools and Accessories



- 600W powerful motor to get job done fast & easily.
- Fast rotary & Impact speed delivers high working efficiency.
- Compact & ergonomic design for optimum control.
- Speed dial for consistent torque and speed on different applications.



SDH550KM - 550W 10mm, Percussion Drill Mechanic Kit with 120+ Pcs Hand tools and Accessories



- Powerful 550W motor for high working efficiency.
- Compact & ergonomic design for optimum control.



SDH550N - 550W 13mm Hammer Drill



- 550W powerful motor for excellent performance & durability
- Ultra compact & ergonomic design bring best control
- Best-in-class durability compared to tradesman competition
- Lock-on button for one hand control & user safety

Power	550W
Voltage/Frequency	220-240/50/60Hz
No-load Speed	0-3000/min.
IPM	0-48000/min.
Max. Drill Capacity	
Metal/Concrete/Wood	13/13/25mm

NEW

CONCRETE WORKING



Highly durable and best-in-class performance - two traits of the STANLEY Concrete range. While the full range of rotary hammers with the SDS-Plus chuck configuration provides excellent power to weight ratio, the demolition hammers with a choice between SDS-Max and Hex Chuck is designed to give comfort during long usages.

CONCRETE DRILLING

2KG HAMMERS



CHIPPING

5KG HAMMERS



DEMOLITION

10KG HAMMERS



TILE CUTTING

TILE CUTTER



STHR202K - 620W 20mm 2 Mode SDS-Plus Hammer



- Ideal for drilling anchor and fixing holes into concrete and masonry up to 20mm in diameter
- 2 Modes: Rotary drilling and hammer drilling
- Safety clutch eliminates sudden high-torque reaction should the bit jam
- Electronic variable speed for total control in any application
- Ergonomic rubber grip handle for improved comfort in long duration usage
- Rounded ergonomic industrial design allows easy and comfortable handling in any application
- 2 Finger switch for long duration fatigue free usage
- Side handle for easy 2 hand operation
- Depth guide for drilling accurate pre-determined depths
- Heavy duty type kitbox for safe storage under job-side conditions

Power Input	620 W
No Load Speed	0-1250 rpm
Beats per Minute	0-3900 bpm
Impact Energy	1.34 J
Tool Holder	SDS-Plus
Max. Drilling Capacity	
Wood	25 mm
Metal	13 mm
Concrete	20 mm
Weight	2.8 kg

Standard Equipment
Depth guide, Side handle, Kitbox



SHR263K - 800W 26mm 3 Mode SDS - Plus Hammer



- 800W high-performance motor ideal for drilling anchor and fixing holes into concrete and masonry
- Excellent drilling speed between dia. of 8-16mm in concrete drilling applications
- Good chipping capability for light chipping applications
- Tradesman class leading 42+ hours of consistent durability
- Precisely designed internal parts offering smooth running for long duration

Power Input	800W
No Load Speed	0-1150 rpm
Impact Rate	0-4300 bpm
Impact Energy (Max)	3.4 j
Variable Speed	SDS-Plus
Lock-on	Yes
Forward/Reverse Mode	Yes

Standard Equipment
Chuck key, Depth guide, Side handle



STHR272KS - 850W 26mm 2 Mode L-Shape SDS - Plus Hammer



- With 4.1J of impact energy specially designed to deliver ultimate drilling and chipping power
- 2 Modes: Hammer drilling and chiseling
- Safety clutch eliminates sudden high-torque reaction should the bit jam
- L-Shape design provides compact and slim line tool to maximise control
- Textured handle grip for long duration easy usage
- 2 Finger switch for long duration fatigue free usage
- Carbon brush access caps for easy access and quick change
- Grease cap for easy grease top-up
- Side handle for easy 2 hand operation
- Heavy duty type kitbox for safe storage under job-side conditions

Power Input	850 W
No Load Speed	700 rpm
Beats per Minute	3400 bpm
Impact Energy	4.1 J
Tool Holder	SDS-Plus
Max. Drilling Capacity	
Concrete	26 mm
Weight	5.1 kg

Standard Equipment
Depth guide, Side handle, Kitbox



STHM5KH - 5kg Hex Chipping Hammer



- Hex chuck suitable for most common accessories
- Class-leading 1010W motor delivers outstanding performance for light demolition, surface preparation or chiseling
- Ergonomic and compact design maximises control and offers easy access to confined spaces
- Large hammer mechanism delivers extreme durability and excellent concrete breaking performance
- Modular design allows quick access to key components for faster and cheaper service
- Anti Vibration handle with spring delivers extremely low vibration and more comfort
- Rubber grip handle improve user comfort lowering fatigue during extended use
- 360 Degree side handle maintains user comfort in any application
- ON/OFF rocker switch for hassle-free continuous usage
- Carbon brush access caps for easy access and quick change



Power Input	1010 W
Beats per Minute	2900 bpm
Impact Energy	8.5 J
Tool Holder	Hex
Weight	6.3 kg

Standard Equipment

1 Chisel, Side handle, Grease cap opener, Kitbox

STHM10K - 10kg SDS Max Demolition Hammer



- Powerful and durable 1600 Watt motor delivers outstanding concrete breaking performance for all heavy demolition applications
- Ergonomic line design ensures user comfort during any application
- Large hammer mechanism delivers maximum durability and excellent concrete breaking performance
- Rubber grip handle improve user comfort lowering fatigue during extended use
- 360 Degree side handle maintains user comfort in any application
- Electronic variable speed and impact control dial for total control with smaller bits and light material
- Service indicator identifying brush replacement and service need
- ON/OFF rocker switch for hassle-free continuous usage
- Soft start feature ensures accurate clean breaking without chisel walking
- Heavy duty type kit box for safe storage under job-site conditions



Power Input	1600 W
Beats per Minute	900-1890 bpm
Impact Energy	5-25 J
Tool Holder	SDS Max
Weight	10.5 kg

Standard Equipment

1 Chisel, Side handle, Kitbox

STHR323K - 1250W 32mm 3 Mode L-Shape SDS-Plus Hammer



- Ideal for drilling anchor and fixing holes into concrete and masonry up to 32mm in diameter
- 3 Modes: Rotary drilling, hammer drilling and chiseling mode for all job-site applications
- Safety clutch eliminates sudden high-torque reaction should the bit jam
- Electronic variable speed for total control in any application
- Ergonomic rubber grip handle for improved comfort in long duration usage
- L-Shape design provides compact and slim line tool to maximise control
- 2 Finger switch for long duration fatigue free usage
- Service and brush wear indicators identifying brush replacement and service need
- Carbon brush access caps for easy access and quick change
- Heavy duty type kitbox for safe storage under job-site conditions



Power Input	1250 W
No Load Speed	0-850 rpm
Beats per Minute	0-4100 bpm
Impact Energy	3.5 J
Tool Holder	SDS-Plus
Max. Drilling Capacity	
Wood	40 mm
Metal	13 mm
Concrete	32 mm
Weight	5.4 kg

Standard Equipment

Side handle, 13mm chuck, Kitbox

STSP125 - 1320W 125mm Tile Cutter



- Powerful 1320W motor for highest working efficiency
- 125mm capacity guard for all job-site applications
- High capacity gear set for less vibration, lower noise & longer life span
- Height adjustable shoe allows user to cut at various depths
- Soft handle grip for long duration easy usage
- Lock-off switch to prevent accidental action
- Lock-on button for fatigue-free continuous running
- Carbon brush access caps for easy access and quick change

Power Input	1320 W
Wheel Diameter	125mm
Bore Size	20mm
No Load Speed	13500rpm
Depth of Cut	41mm
Weight	3.1kg

Standard Equipment
Wrench, Key, Wet Kit



STSP110 - 1200W 100mm Tile Cutter



- Powerful 1200W motor for highest working efficiency
- 100mm capacity guard for all job-site applications
- Height adjustable shoe allows user to cut various depths
- Lock-on button for fatigue free continuous running
- Carbon brush access caps for easy access and quick change

Power Input	1200W
Wheel Diameter	100mm
Bore Size	20mm
No Load Speed	13500rpm
Depth of Cut	41mm
Weight	3.1kg

Standard Equipment
Wrench, Key



METAL WORKING



Resulting in faster material removal while grinding and greater accuracies & comfort while cutting, the STANLEY high performance metal working tools have been developed to combine excellent power to weight characteristics with out standing ergonomics. They deliver the versatility, power and life that is demanded by a tradesman.

METAL REMOVAL

GRINDERS



METAL CUTTING

CHOPSAW



METAL GRINDING

BENCH GRINDER



POLISHING

POLISHER



SG6100 - 620W SLIMLINE Small Angle Grinder



- Super slim body 179mm gripping girth
- Steel-cut gear set ensures higher durability and lower noise & vibration
- Powerful motor with higher output for better working efficiency
- More max output power ensures higher performance to prevent tool damage in tougher applications

Power Input	620W
Disc size	100mm
No load speed	12,000rpm
Tool Girth	179mm
Cable Length	2.1m

Standard Equipment

Protective guard, Inner and outer disc flanges, Spanner, Side handle



SG7100 - 750W SLIMLINE Small Angle Grinder



- Super slim body 179mm gripping girth
- Steel-cut gear set ensures higher durability and lower noise & vibration
- Powerful motor with higher output for better working efficiency
- More max output power ensures higher performance to prevent tool damage in tougher applications

Power Input	750W
Disc size	100mm
No load speed	12,000rpm
Tool Girth	179mm
Cable Length	2.5m

Standard Equipment

Protective guard, Inner and outer disc flanges, Side handle, Spanner



STGT8100 - 100mm 850W Toggle Switch Small Angle Grinder



- 850W powerful motor with high working efficiency,
- Designed for heavy duty job
- Ergonomic design provides excellent balance and less vibration
- Longest durability in its class

Power	850 W
No Load Speed	11,000 rpm
Switch Type	Switch Type Slide
Spindle Size	M10
Disc Size	100 mm
Cable Length	2.5 m
Net Weight	2.2 kg

Standard Equipment

Protective guard, Inner and outer disc flanges, Side handle, Spanner



STGS9100 - 900W Small Angle Grinder



- Powerful motor with exceptional output for highest working efficiency.
- More max output power ensures higher performance to prevent tool damage in tougher applications.
- Dust resistance design
- Steel-cut gear set ensures class-leading durability with low noise & vibration.

Power Input	900W
Disc size	100mm
No load speed	12,000rpm
Tool Girth	194mm
Cable Length	2.5m
Weight	1.8kg

Standard Equipment

Protective guard, Inner and outer disc flanges, Side handle, Spanner



STGS9125 - 900W 125mm Small Angle Grinder



- Powerful motor designed for heavy duty jobs to carry out a large variety cutting and grinding tasks.
- Compact housing shape design allows comfortable gripping resulting in superior ergonomics.
- Long endurance by high quality commutator and durable carbon brush spindle lock for quick and easy change of accessories.
- Spiral bevel gears provide less vibration, lower noise level and longer life span.
- Burst proof guard ensures maximum user safety.
- On/Off slide switch for one hand control and user safety.
- Optimized air vents for best cooling.

Power Input	900 W
No Load Speed	11000 rpm
Max. Disc Diameter	125 mm
Spindle Thread	M14
Weight	2.2 kg

Standard Equipment

Protective guard, Inner and outer disc flanges, Side handle, Spanner



SL227 - 2200W 180mm Large Angle Grinder



- 450 hours long durability life in Tradesman class
- Over 200 hours of 1st brush life with lower temperature rise enhancing the motor durability
- 3700W MWO meets the moderate to heavy duty application request
- 15mm shorter tool length and 14% lightweight for easy control and long time working

Rated Power	2200W
No Load Speed	8500 rpm
Guard Diameter	180mm
Soft-Start	NA
Weight	4.3KG

Standard Equipment

Protective guard, Inner and outer disc flanges, Side handle, Spanner



STGB3715 - 373W 152mm Bench Grinder



- Powerful 373W motor
- Accepts cotton buffing and wire brush wheels
- Sturdy cast iron base with rubber mounts

Part No.6010358-49 - Grinding Wheel available

Power Input	373 W
No Load Speed	3450 rpm
Wheel Diameter	152 mm
Wheel Width	16 mm
Bore Size	12.7 mm
Weight	8.6 kg

Standard Equipment

2 Tool rest, 2 Eye shield



SSC22 - 2200W 355mm Chop Saw



- High power abrasion protected motor delivers high overload capabilities for greater durability
- Ergonomic design for a good handling and less user fatigue
- Quick release clamp results in less time in changing the work piece
- Spindle lock for quick and easy wheel change
- Adjustable spark guard allows user to control the direction of the sparks coming from the machine
- Heavy duty guard for maximum user protection

Power Input	2200 W
No Load Speed	3800 rpm
Wheel Diameter	355 mm
Max. Cutting Capacity at 90°	
Square Profile	115x115 mm
Rectangular Profile	115x130 mm
L-Shape Profile	115x137 mm
Rounded Profile	125 mm
Max. Cutting Capacity at 45°	
Square Profile	98x98 mm
Rectangular Profile	105x95 mm
L-Shape Profile	95 mm
Rounded Profile	115 mm
Weight	15.5 kg

Standard Equipment

1 Wheel, Hex Wrench



SP137 - 1300W 180mm Polisher



- Powerful 1300W motor for long life and performance
- Soft start & constant speed module for smooth finish
- Velcro backing pad for easy replacement

Rated Power	1300W
Max Pad Size	180mm
No Load Speed	500-3600 rpm
Speed Control	Constant Speed
Aux Handle	D Handle
Weight	3.2kg

Standard Equipment

1 Wheel, Hex Wrench



WOOD WORKING



Resulting in fast and smooth operation with greater accuracies & comfort while performing the task, the STANLEY high performance wood working tools have been developed for excellent performance. They deliver the versatility, power and life that is demanded by a tradesman.

SANDING

SANDERS



WOOD CUTTING

JIGSAWS



WOOD CUTTING

MITRE SAW



WOOD REMOVAL

PLANER



DESIGN /SHAPING

PLUNGE ROUTER



SRR1200 - 1200W Plunge Router



- 1200W motor for long life and high performance
- Flat motor housing enables upside down, easier bit changes
- Variable speed gives the user more control to prevent burning of the material being shaped
- Large side handles give a sure grip for improved safety and control
- Spindle lock for easy cutter change
- Anti-static shoe coating for precise guidance on work piece and high comfort of use
- Aluminium shoe, hardwearing for long life time
- Safety lock-off trigger to avoid starting the tool accidentally
- Triple depth presetting for adjusting plunge depth allows precise working in several steps
- 3 collets provided to suit all shank sizes up to 8mm

Power Input	1200 W
No Load Speed	8000-27000 rpm
Plunge Stroke/Movement	55 mm
Collet Size	6,6.25,8mm
Max. Cutter Dia.	30 mm
Weight	4 kg

Standard Equipment

6 Router bits, Spanner, 6/6.25/8mm collet



SC16 - 1600W Circular Saw



- Best-in-Class 1600W motor with optimized transmission to deliver highest productivity amongst all Tradesman units
- Cutting depth upto 65mm & 190mm guard size suitable for all accessory
- Consistent cutting accuracy in the range of 0° to 45°, with good finishing quality
- Robust & optimized design ensures best in class durability
- Ergonomics handle design for long time comfortable working
- Low vibration for comfortable use

Rated Power	1600W
No Load Speed	5500 rpm
Max Disc size	190mm
Max Cutting Depth at 90	65mm
Bevel Cutting	45 degree
Fine Adjustment	YES
Weight	3.9KG

Standard Equipment

36 Teeth blade



SJ45 - 450W Variable Speed Jigsaw



- Powerful & optimum 450W motors with high efficiency in this class, to ensure effective cutting on heavy load applications.
- Robust & Optimized design at motor, transmission, blade clamp and base ensures Best-in-Class durability
- Compact tool size and excellent Power to Weight ratio

Power Input	450 W
Variable Speed	500 to 3000 rpm
Max Cutting	65 mm
Pendulum	NO
Stroke Length	19 mm
Blade Clamp	Keyed
Bevel Cutting	±45°
Weight	1.8 Kg



SJ60 - 600W Variable Speed Pendulum Jigsaw



- Powerful & optimum 600W motor with high efficiency in its class, to ensure effective cutting on heavy load applications.
- Robust & Optimized design at motor, transmission, blade clamp and base ensures Best-in-Class durability
- Compact tool size and excellent Power to Weight ratio

Power Input	600 W
Variable Speed	500 to 3000 rpm
Max Cutting	75 mm
Pendulum	YES
Stroke Length	19 mm
Blade Clamp	Keyless
Bevel Cutting	±45°
Weight	1.9 Kg



SM16 - 1650W Compound Miter Saw



- LED shadow cut line for 100% accurate cuts and better illumination
- Convenient Lock-off Trigger switch
- Optimized arm design for biggest cutting capacity
- Repetitive Cut Lock-stop

Rated Power	1650W
No Load Speed	4800/min
Max Blade Size	254mm
Bevel cut Range	0° – 45°
Mitre Cut Range	47° to 52°
Cut Line Guidance	YES
Repetitive Length Cut	230 to 400mm
Weight	10.5kg

Standard Equipment

32 Teeth Blade, 80 Teeth blade, Vertical Clamp, Wrench, Dust Bag



STPP7502 - 750W 2mm Planer




- Robust and powerful 750W motor provides smooth results, even in hard wood and at maximum depth of cut
- 2 high quality reversible TCT blades ensure maximum life and a superior finish
- The choice of left or right chip ejection makes the planer more comfortable to use
- 2mm depth of cut ensures a large amount of wood can be removed in one pass
- 0.2mm depth of cut setting for increased accuracy
- 12mm maximum rebate depth broadens the applications
- Easy empty dust bag for more flexibility and a cleaner working environment
- 3 different sized chamfer grooves for easy and precise shaping of wood
- Park rest protects both the workpiece and the blades
- Parallel fence for more control and accuracy

Power Input	750 W
No Load Speed	16500 rpm
Maximum Depth of Cut	2 mm
Rebating Depth	12 mm
Planer Width	29 mm
Shoe Length	82 mm
Weight	2.8 kg

Standard Equipment

2 TCT blades, Parallel fence, Wrench, Dust bag, Vac adaptor



SS24 - 240W 1/4" Sheet Sander



- ERGONOMICS**
- Compact design with lower height to give better balance and control
 - Rubber gripping surfaces for comfortable handling
 - Dust extraction system for better work environment
- DURABILITY**
- Longer hanging life and first brush life ensure longest durability in class
 - Longer ABR life to provide high-qualified machine in severe application environment

Rated Power	240W
No Load Speed	16,000 OPM
Orbital Dia.	1.4mm
Sanding Pad Size	110 x 104 mm
Sanding Paper Size	140 x 115mm
Switch Type	Rock
Dust-Sealed Switch	Yes
Dust Extraction	Yes
Weight	1.1kg

Standard Equipment

1 Sanding Sheet Dust bag Punch



SS28 - 280W 1/3rd Sheet Sander



- 280W Powerful motor with higher sanding efficiency to provide optimal removal rate in different materials
- 14000/min higher speed with low vibration to deliver optimal sanding result to End-user
- Two finger trigger switch with lock-on button to ensure continuous and comfortable usage
- Rubber gripping surfaces for comfortable handling, auxiliary handle for better control
- Long brush life and ABR life giving best in class durability

Power Input	280W
No Load Speed	14000 OPM
Orbital Diameter	2mm
Sanding Pad Size	91x185mm
Sanding Paper Size	93x230mm
Two Finger Switch	Yes
Lock-on Button	Yes
Weight	1.5kg

SS30 - 300W Variable Speed Random Orbital Sander



- 300W Powerful motor with higher efficiency for optimal removal rate in different application
- 0-13000/min variable speed with extreme low vibration to deliver optimal sanding result to End-user
- High product life and first brush life thereby ensuring best in class durability
- Compact design with lower height to give better balance and control
- Rubber gripping surfaces for comfortable handling
- Dust extraction system for a better work environment

Power Input	300W
No Load Speed	0-13000 OPM
Orbital Diameter	2mm
Sanding Pad Size	125mm
Switch Type	Rock
Dust-sealed Switch	Yes
Dust Extraction	Yes
Brake Function	Yes
Weight	1.4kg

SST1801 - 1800W 254mm Table Saw



- Self-aligning fence design ensures high cut accurate
- Dovetail shape fence slot helps fence setup w/o any deviation
- Smart bi-scale reading
- Tool free extendable table
- Over 150 hours consistent durable heavy load life

Power Input	1800W
Max Blade Size	254mm
No Load Speed	4800 rpm
Cutting depth at 90°	80mm
Cutting depth at 45°	50mm
Max Bench Size	560mm x 680mm
Max Exten. Bench Size	560mm x1040mm
Rip Capacity	660mm
Riving Knife Thickness	2.5mm
Stand	Foldout
Tool Weight	27.2 kg

SM18 - Sliding Mitre Saw



- shadow cut line for accurate cut & better illumination
- stent cutting accuracy at bevel & mitre cut
- le bevel design has the ability to cut 2 beveled edges
- mply flipping the saw
- g sliding rail structure with dust proof feature ensures
- near durability

Power Input	1800W
Max Disc Size	254mm
No Load Speed	4800 rpm
Tool Weight	18.6 kg

SPECIALITY



STANLEY Offers versatile tools to be part of this popular range. Heat Gun can be used to remove, solder, deform, etc and a Blower which can be used both as a blower and a vacuum.

STXH2000 - 2000W Variable Speed Heat Gun



- 2 speed heat gun with variable heat control giving maximum control in all heat gun applications
- Variable heat setting for material appropriate working and a large variety of applications
- Ergonomic handle design for comfortable use even over extended periods of time
- Lock-on switch for comfortable, hands-free use
- Standing facility allows using both hands for soldering or bending operations



Power Input	2000W
Operating Temperature	50-450 / 90-600 °C
Air Flow	300/500 l/min
Weight	0.8 kg

SXH1800 - 1800W 2 Speed Heat Gun



- 1800W 2 speed Heat Gun giving optimum control in variety of applications
- Ergonomic handle design for comfortable use over extended period of time
- Standing facility allowing both hands for soldering or bending applications



Power Input	1800W
Operating Temperature	500° - 600°C
Air Flow	300 -500 l / Min.

SPT500 - 500W Single Speed Blower



- 500W powerful motor for higher tool performance
- Light and compact design for ease of handling
- Optimized fan structure for better air flow
- Lock-on button for one hand control and user safety
- Rubber nozzle for greater flexibility during work



Power Input	500 W
Air Flow	3.5 m³/min
No Load Speed	16000 rpm

Standard Equipment
Tube, Dust bag

STPT600 - 600W Variable Speed Blower



- 600W powerful motor for higher tool performance
- 2 Tools in 1: Blower and vacuum cleaner
- Light and compact design for ease of handling
- Optimized fan structure for better air flow
- Variable speed option for easy control of airflow
- Lock-on button for one hand control and user safety
- Rubber nozzle for greater flexibility during work
- Suction mode used in restricted application areas



Power Input	600 W
Air Flow	3.5 m³/min
No Load Speed	16000 rpm
Weight	1.7 kg

Standard Equipment
Tube, Dust bag

STHT77503-1 - 3 SPOT RED BEAM LASER LEVEL



Beam Color	Red
Spot Diagramm	3 Spots (1 x front / 1 x up / 1 x down)
Laser Diode	Red, Class 2, 635nm
Working Range (with detector)	30m (-)
Accuracy Dot	+/- 0.3mm/m (U/H) +/- 0.6mm/m (D)
Compensation Range	± 4°
Leveling Time (seconds)	≤ 5s
IP Rating	IP50
Drop test	0,5m
Power	2 x AA
Run Time	40 hrs
Mounting Thread	1/4"
Kit Content	Special Clamp 2 x AA Alkaline Batteries, Belt Pouch (TBD)

STHT77504-1 - 360° CROSS LINE RED BEAM LASER LEVEL



Beam Color	Red
Line Panorama	1 x 360° + 1 x Vertical (1 x H / 1 x V)
Laser Diode	Red, Class 2, 635nm
Working Range (with detector)	20m (-)
Accuracy Line	+/- 4mm @ 10m
Compensation Range	± 4°
Leveling Time (seconds)	≤ 5s
IP Rating	IP50
Drop test	0,5m
Power	4 x AA
Run Time	10 hrs
Mounting Thread	1/4"
Kit Content	4 x AA Alkaline Batteries, Pouch

STHT77594-1 - 360° CROSS LINE Green BEAM LASER LEVEL



Beam Color	Green
Line Panorama	1 x 360° + 1 x Vertical (1 x H / 1 x V)
Laser Diode	Green, Class 2, 510nm
Working Range (with detector)	25m (-)
Accuracy Line	+/- 4mm @ 10m
Compensation Range	± 4°
Leveling Time (seconds)	≤ 5s
IP Rating	IP50
Drop test	0,5m
Power	4 x AA
Run Time	5 hrs
Mounting Thread	1/4"
Kit Content	4 x AA Alkaline Batteries, Pouch

STHT77498-1 / STHT77499-1 - CUBIX® CROSS LINE LASER LEVEL



SKU	STHT77498-1	STHT77499-1
Beam	RED	GREEN
Levelling Type	Self Leveling: +/- 4° ≤ 5s	
Visibility Range	12m	16m
Accuracy per 10m	+/-6mm @ 10m	
Run Times	20 hrs	10 hrs
Laser Class	2	
IP Rating	IP50	
Battery Type	2X AA Batteries	



STHT77502-1 - CROSS90 - CROSS LINE LASER WITH 90DEG LINE- RED



Beam	Red
Levelling Type	Self Leveling: +/- 4°
Accuracy	+/-5mm @ 10m
Visibility Range	12m (Red)
IP Rating	IP50
Run Times (All Laser On)	7 hrs (Red)
Battery Type	2X AA Batteries
Run Times:	9 hrs (Red)



STHT77514-1 - MULTILINE LASER - 4V1H



Beam	Red
Levelling Type	Self Leveling: +/- 4°
Accuracy	H +/-2mm @ 10m , V +/-2mm @ 10m
Laser Beam/ Dot	4V1H1D
Working Range	10m/Pulse mode 50m (with detector)
Run Times (All Laser On)	7 hrs (Red)
IP Rating	IP54
Battery Type	4X AA Batteries



IMPACT WRENCH - 1/2" MINI IMPACT WRENCH



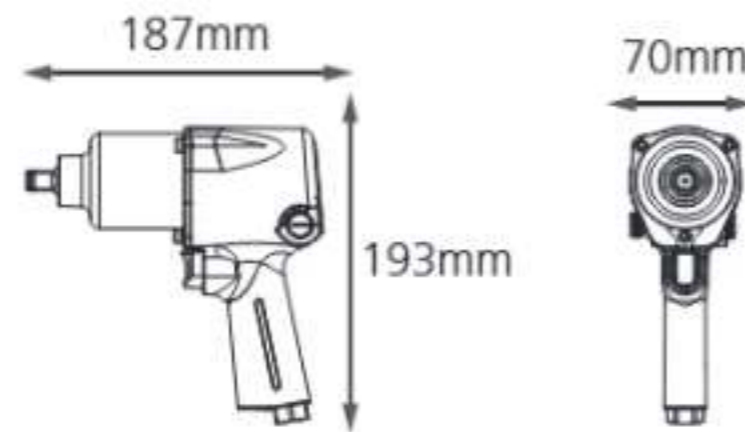
HSN CODE: 82041120
MOQ:1

- One hand rotation switch – forward/reverse for either left or right handed users
- Speed control – one hand operation with 3 position disc switch
- Compact aluminum for better access in tight areas
- Durable jumbo hammer
- Ergonomic handle
- High working torque
- Durable and light weight
- Ergonomically engineered
- Weight 1.2 kg

1/2"DR.
678
MAX TORQUE N.m

SKU #	DESCRIPTION	ANVIL (inch)	MAX TORQUE (N.m)	FREE SPEED (RPM)	AVERAGE AIR CONSUMPTION (CFM)	AIR PRESSURE (PSI)	HOSE SIZE (inch)
STMT74840-800	1/2" MINI IMPACT WRENCH	1/2"	678	10,000	5.3	90	3/8"

IMPACT WRENCH - 1/2" IMPACT WRENCH



HSN CODE: 82042000
MOQ:1

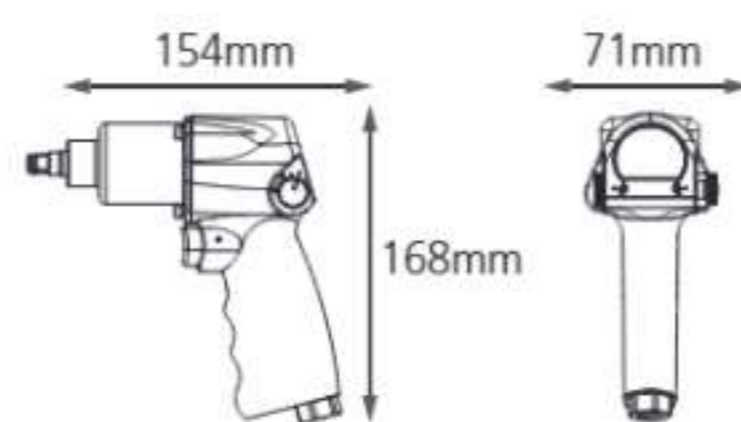
- Patented hammer case improving durability
- 5 speeds forward and reverse
- Balanced weight design and handle exhaust directs air away
- Hammering mechanism: twin hammer
- Vibration: 5.20 m/s²
- Noise level: 95 db under no load
- Housing: alum
- Exhaust: handle
- Air inlet: 1/4"
- Weight 2.58 kg

1/2"DR.
610
MAX TORQUE N.m



SKU #	DESCRIPTION	ANVIL (inch)	MAX TORQUE (N.m)	FREE SPEED (RPM)	AVERAGE AIR CONSUMPTION (CFM)	AIR PRESSURE (PSI)	HOSE SIZE (inch)
STMT99300-8	1/2" IMPACT WRENCH 610 N-m (450 ft-lbs)	1/2"	610	7,500	3.9	90	3/8"

IMPACT WRENCH - 3/8" IMPACT WRENCH



HSN CODE: 82042000
MOQ:1


- 5 Speeds forward and reverse
- Compact design for light torque applications
- Hammering mechanism: jumbo hammer
- Vibration: 3.0 m/s²
- Noise level: 86.0 db under no load
- Housing: Alum.
- Exhaust: Handle
- Air inlet: 1/4"
- Weight 1.27 kg

3/8"DR.
244
MAX TORQUE N.m



SKU #	DESCRIPTION	ANVIL (inch)	MAX TORQUE (N.m)	FREE SPEED (RPM)	AVERAGE AIR CONSUMPTION (CFM)	AIR PRESSURE (PSI)	HOSE SIZE (inch)
STMT70116-8	3/8" IMPACT WRENCH 244 N-m (180 ft-lbs)	3/8"	244	9,000	3.1	90	3/8"

IMPACT WRENCH - 3/4" IMPACT WRENCH



HSN CODE: 82042000
MOQ:1

- High Performance Motor Maximizes Power Output With Full Power In Reverse; Adjustable Power In Forward
- Balanced weight design and handled exhaust directs air away from the user
- Designed for fleet and truck service work
- Rotator: Pin clutch
- Vibration: 5.50 m/s²
- Noise level: 96.2 under no load
- Housing: Alum.
- Exhaust: Handle
- Air Inlet: 1/4"
- Weight 5.72 kg



SKU #	DESCRIPTION	ANVIL (inch)	MAX TORQUE (N.m)	FREE SPEED (RPM)	AVERAGE AIR CONSUMPTION (CFM)	AIR PRESSURE (PSI)	HOSE SIZE (inch)
STMT97134-8	3/4" MINI IMPACT WRENCH 1492 N-m (1.100 Ft-lb)	3/4"	1492	3,600	4.0	90	1/2"

IMPACT WRENCH - 1" IMPACT WRENCH



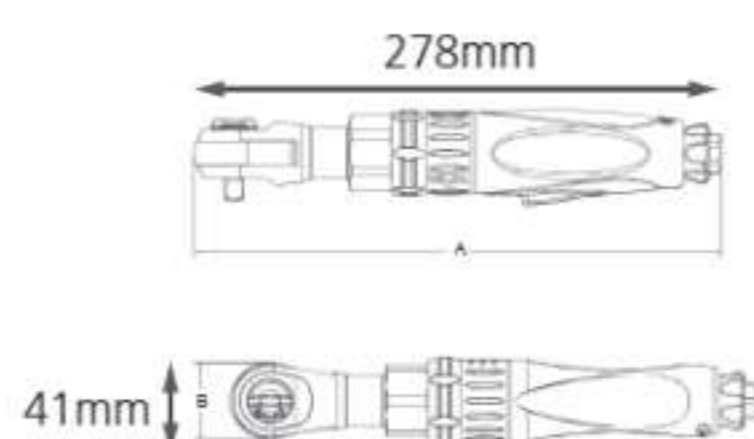
HSN CODE: 82042000
MOQ:1

- Rocker clutch mechanism for increased torque and durability.
- Variable speed regulator for ultimate control.
- Six-vane motor decelerates the tool faster, reducing downtime.
- Sealed bearings for longer life.
- Side exhaust directs air away from work area.
- Air inlet at 45° or 90°.
- 6" 152 mm ext.

SKU #	DESCRIPTION	ANVIL (inch)	MAX TORQUE (N.m)	FREE SPEED (RPM)	AVERAGE AIR CONSUMPTION (CFM)	AIR PRESSURE (PSI)	HOSE SIZE (inch)
97-558LA	1" Impact Wrench -6" Extension	1"	1600 ft-lbs /2168 Nm	4000	8.4	90	1/2"
97-559LA	1" Impact Wrench -8" Extension	1"	2500 ft-lbs /3388 Nm	3000	8.4	90	1/2"

AIR RATCHET

1/2" & 3/8" AIR RATCHET



HSN CODE: 82042000
MOQ:1

- Double ratchet pawls increase durability and tool life
- Enlarged forward and reverse switch
- Comfort rubber grip
- Exhaust: 3600 adjustable exhaust directs air away from the user
- Rotator: Double Pawl
- Vibration: 3.73 m/s²
- Noise level: 88.50 dB under no load



SKU #	DESCRIPTION	ANVIL (inch)	MAX TORQUE (N.m)	FREE SPEED (RPM)	AVERAGE AIR CONSUMPTION (CFM)	AIR PRESSURE (PSI)	HOSE SIZE (inch)
STMT78401-8	3/8" RATCHET WRENCH 81.4 N-m (60 ft-lbs)	3/8"	81.4	180	3.9	90	3/8"



6
MONTHS
WARRANTY

max POWER TOOLS



MXG850T - 4 inch 850W Toggle Switch SAG

NEW



Power	850W
No load speed	12500 min ⁻¹
Wheel Diameter	100mm
Grinding wheel thickness	6mm
Type of wheel	27

H0810 - 5Kg Chipping Hammer


Max. Impact Rate	2900/min.
Power Input	900W
Voltage	220/110V~
Rated Frequency	50/60Hz
Net/Gross Weight	6.6/10.8kg

H401 - 10 Kg Demolition Hammer


Max. Impact Rate	900-1800/min.
Power Input	1500W
Voltage	220/110V~
Rated Frequency	50/60Hz
Net/Gross Weight	10.7/14.6kg

MXD550 - 550W 13mm Hammer Drill


Power	550W
Voltage/Frequency	220-240/50/60Hz
No-load Speed	0-3000/min.
IPM	0-48000
Max. Drill Capacity	
Metal/Concrete/Wood	133/13/25mm

MXG710 4" Small Angle Grinder


Power	710W
No-load Speed	12000/min.
Disc Dia.	100mm
Voltage/Frequency	220-240/50/60Hz
Spindle	M10
Cable Length	1.8M

MXC2200 - Chopsaw-2200W, 14" cut-off Machine


Power Input	2200W
No-load Speed	4200/min.
Voltage	220-240V
Frequency	50/60Hz
Max. Dia	355mm
Weight	14.7kg

MXB600-IN - 600W SINGLE SPEED BLOWER
NEW


Air Flow Input Power	600W
No load speed	16,000/min
Air Flow	3.5 ³ /Sec
Lock-On feature	Yes
Weight	1.2Kg

MXH1800 - 1800W HEAT GUN
NEW


Power	1800W
Switch Control	2 Stage (I/II)
Temperature	400/550°C
Air Flow	550/750 l/min

MXD350 - 350W 10MM ROTARY DRILL


Air Flow Input Power	350W
No load speed	0-2800/Min
Chuck capacity	1.5 to 10mm
Lock-On feature	Yes
Weight	1.4Kg

MXDD200 - 200MM, 3250W Diamond Drill


Voltage	220-240V
Input Power	3250W
No load speed	880/min
Max. Water pressure	3 Bar
Drilling rang in Concrete	52-200mm
Weight	18.6Kg
Portable residual current device (For user safety)	Yes

SERVICE PROMISE



SERVICE HIGHLIGHTS

1. 3-MONTHS SERVICE WARRANTY

Our tool is your lifeline and we understand that. We take care of your tool as our own. Just bring the tool to our Authorized Service Center and we will get in to repair mode. We offer high quality efficient repairs and we promise a 3 months service warranty for tools which are serviced in any of our Authorized Service Center for the same defects.

2. VAST SERVICE NETWORK

Stanley Black & Decker has both Exclusive and Authorised Service Centers (ASC) across the country. There are 370 Authorised Service Centers spread across all parts of India. All these centers are designed to provide best in class service with well-trained Manpower. The quality of Service Centers and the competency of service person is audited every quarter, this ensures robust service quality.

3. TOOL PICK UP SERVICE

In all **StanleyBlack&Decker Exclusive Service Centers**, we have Tool Pick Up and deliver facility to End User.

4. QUALITY SERVICE

Stanley Black & Decker Exclusive Service Centers are designed to provide best in class service with well-trained manpower.

5. FREE SERVICE CAMPS

Stanley Black & Decker conducts regular free service camps to enable end users to get minor tool repairs & maintenance done free of charge. Also they get the benefit of some special discount on spare parts.

6. SERVICE TRAINING

Stanley Black & Decker knows the importance of equipping all end users with the knowledge of proper tool usage & minor repairs. For this **Stanley Black & Decker** conducts Free Service & Product Usage Training programs at different sites from time to time.

7. SPARE AVAILABILITY

Stanley Black & Decker uses scientific approach to understand the spare part requirement of each and every service location and maintains all essential spare parts at required stock levels, at every Service Center.



1 YEAR WARRANTY
ON ALL STANLEY PRODUCTS
POWER TOOLS

1 YEAR WARRANTY

If your **Stanley Power Tool** product becomes defective due to faulty materials or workmanship within 12 months from the date of purchase, **StanleyBlack&Decker** guarantees to replace all defective parts free of charge or, at our discretion, replace the unit free of charge provided that:

- The product has not been misused.
- The product has been subject to Fair Wear & Tear.
- Repairs have not been attempted by un authorized persons.
- Proof of purchase or warranty card is produced.

**ALWAYS USE
STANLEY.
POWER TOOLS.
GENUINE SPARES ONLY**

To find the nearest Authorised Service Center in your area, please visit our website as mentioned below.

ONLINE RESOURCES
WWW.STANLEYTOOLSINDIA.COM

STANLEY BLACK & DECKER INDIA PRIVATE LIMITED

28 Akemps, 3rd Main, 1st Cross, Ashwini Layout,
Koramangala, Intermediate Ring Road, Bangalore - 560047

✉ sbd-customercommunications@sbdinc.com

Customer Support # 1800 203 0644 📞 +91 9606055835



CAT-SW0002

STANLEY[™]

DEWALT

BLACK+DECKER

