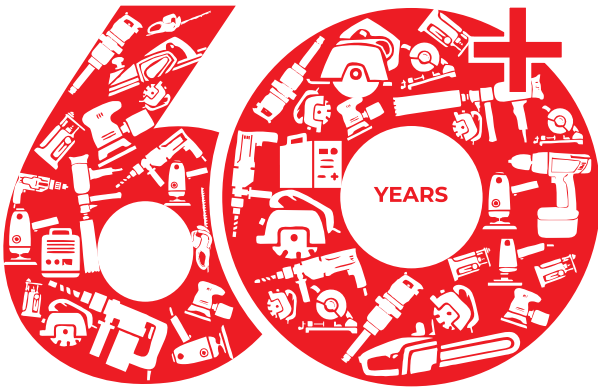




Ralli Wolf®



SERVICE TO THE NATION

Power Tools | Farm Equipment | Air Tools | Welding Equipment | Motors

About Ralliwolf

Ralliwolf being the pioneer of Power tools manufacturing in India, started the journey more than 60 years ago in collaboration with Wolf UK. Today, after more than six decades, Ralliwolf continues its unwavering commitment to provide comprehensive solutions to its customers across various segments, including power tools, welding equipment, air tools, motors, and farm equipment.

The manufacturing takes place in a state-of-the-art factory located in Ahmednagar, Maharashtra, India equipped with sophisticated technology and a highly experienced engineering team.


The company's primary focus is on excelling through innovation, design, technology, and implementation. Ralliwolf boasts a pan-India presence and is represented through 27 locations by its dedicated sales and service team.



CORDLESS

Ratti Wolf

12V CORDLESS DRIVER DRILL RCD12V



12V, 10mm/15mm
0-400/0-1450r/min, 25Nm,
2 x 1500Mah Battery with charger, 0.8 kg.



21V CORDLESS DRIVER DRILL RCD21V



21V, 10mm/15mm
0-400/0-1450r/min, 30Nm,
2x1500Mah Battery with charger, 1.1 kg.



21V CORDLESS IMPACT WRENCH RIW21V



21V, Applicable Bolt
Dia- M10-M32
2060rpm, Torque -380N.m,
2x 4000Mah battery with charger,
1.62kg with battery

BRUSHLESS ANGLE GRINDER RCG100



NEW

21V, 48/35 high performing brushless motor
5000-9000 rpm, Disc Diameter 100mm
2pc x 21v 4.0Ah battery
1pc 3.0Ah Charger, 5.15 kg

21V BRUSHLESS ANGLE GRINDER RCG125

NEW



21V, 5000-9000RPM
Dia 125mm, Battery Capacity 4AH
Spindle thread M14
Motor 48/35N, 5.15kg

6.35mm Impact Driver RID6



230V 50HZ, 230W, 6.35mm
0-3600 RPM, 0-3200 IPM
100N.m, 1Amps., Double insulated
1.3kg

12V CORDLESS VACUUM CLEANER RCVC-12V



NEW

Voltage-11.1/12V, Li ion (In-Built),
Batteries-2000mAh x 3 pcs
Suction power -7-8 kPa,
High Speed-13-15Mins
Dust Cup Capacity - 0.45L

12V LI-ION CORDLESS AIR INFLATOR RCAI-150



NEW

Voltage-11.1V, LED light-SOS-
LED, Cylinder Dia-19mm
Battery-1800mAh x 3 pcs
Air Flow-20L/min
Max Pressure-150PSI
Inflate Time-about 7min
(195 55/R15), Size-68x5x16cm

ELECTRIC POWER TOOLS

DRILL

COMPACT DRILL 12110 10mm



235V - 50Hz

550 Watts, 0-2500 r.p.m.,
Variable / Reversible, 1.9 kg.



PLAIN DRILL RD10 10mm



235V - 50HZ

500 Watts, Variable & Reversible,
0-2800 r.p.m., 1.3 kg.



ROTARY DRILL RW10 10mm



235V - 50HZ

650 Watts, 1250 r.p.m.,
1.7 kg. (Supply is without chuck)



SCREW DRIVER DRILL RWSD10 10mm



235V - 50HZ

400W, 0-750r/min,
1.7Amps., 20+1, 1.3 kg



IMPACT DRILL RW13 13mm



235V - 50HZ

650 Watts, 1800 r.p.m., 2 kg.
Also suitable for skirt polisher.



IMPACT DRILL 16130 13mm 18130 13mm



235V - 50HZ

550 Watts, 0-2650 r.p.m.,
Variable & Reversible, 1.8 kg.
700 Watts, 0-2800 r.p.m.,
Variable & Reversible, 2 kg.



DIE GRINDER

Ratn Wolf

PROFESSIONAL IMPACT DRILL KIT RDK13 13mm

235V - 50HZ

Variable & Reversible,
500 Watts, 0-3000 r.p.m.,
0-48000 BPM, 4 kg.
BMC Packing



PROFESSIONAL IMPACT WRENCH RW300-I



17mm 19mm 21mm 22mm

450W, 2600r.p.m.
300N.m, 1/2" 2 Amps, 3.3 kg.



DIE GRINDER RDG25 6mm

235V / 115V - 50Hz

6mm (collet), 420 Watts
25000 r.p.m., 1.9 kg.



DIE GRINDER RDG600 6mm

235V - 50Hz

6mm (collet), 550 Watts
27000 r.p.m., 1.5 kg.



ANGLE GRINDER

LIGHT DUTY ANGLE GRINDER 25100 100mm

235V - 50Hz

ø100xø16x5.5mm, 650 Watts
M10, 11000 r.p.m., 1.6 kg.



ANGLE GRINDER RG8-100 100mm

235V / 115V-50Hz

ø100xø16x6mm, 850 Watts,
M10, 10500 r.p.m., 1.7 kg.



ANGLE GRINDER RF9-100 100mm

235V

ø100xø16x5.5mm, 900 Watts,
M10, 11000 r.p.m., 3.6A, 1.7 kg.



ANGLE GRINDER RG6-100 100mm

235V

ø100xø16x5.5mm, 750 Watts,
M10, 11000 r.p.m., 3.2A, 1.5 kg.



ANGLE GRINDER AG100 100mm

235V / 115V - 50Hz

ø100xø16x6mm, 1020 Watts,
M10, 10500 r.p.m., 2 kg.



ANGLE GRINDER 45100 100mm 45125H 125mm

235V - 50Hz

ø100xø16x5mm, 850 Watts
M10, 11000 r.p.m., 1.6kg.
ø125xø22.23x6mm, 850 Watts
M14, 11000 r.p.m., 1.8 kg.



LIGHT DUTY ANGLE GRINDER AG125 125mm

235V AC -50Hz

ø125xø22x6mm, 1020 Watts
M14, 10500 r.p.m., 4.8A, 2 kg.



ANGLE GRINDER 60145 125mm

235V - 50Hz

Electronic overload protection, Soft start feature,
1400W, 3000-11000r/min, 22.2mm,
M14, 7.6Amps., 2.8 kg



LIGHT DUTY ANGLE GRINDER 35135 125mm

235V / 115V-50Hz

ø125xø22x5.5mm, 1350 Watts
M14, 9000 r.p.m., 3.1 kg.



ANGLE GRINDER 55145 125mm

235V / 115V-50Hz

ø125xø22.0x5.5mm, 1400 Watts,
M14, 10000 r.p.m., 3.2 kg



ANGLE GRINDER

Raifor Wolf

ANGLE GRINDER

AG180 180mm /
AG230 230mm

235V - 50Hz

ø180xø22x5.5mm / ø230xø22x5.5mm,
M14, 2400 Watts, 8500 r.p.m. / 6800 r.p.m.,
5.1 kg.



ANGLE GRINDER

22180 180mm

235V - 50Hz

ø180xø22x5.5mm, 2200 W
M14, 8500 r.p.m., 4.62 kg.



ANGLE GRINDER

24180 180mm

235V - 50Hz

ø180xø22x5.5mm, 2400 W,
M14, 8500 r.p.m., 5.91 kg.



ANGLE GRINDER

55180 180mm

235V - 50Hz

ø180xø22x5.5 mm, 2200 Watts
M14, 8400 r.p.m., 5.1 kg.



ANGLE GRINDER

77180 180mm /
77230 230mm

235V - 50Hz

ø180xø22x5.5 mm / ø230xø22x5.5 mm, M14
2500 Watts, 8200 r.p.m. / 6500 r.p.m., 5.4 kg.



ANGLE GRINDER

77180M 180mm /
77230M 230mm

220V / 235V

ø180xø22x5.5 mm/ø230xø22x5.5 mm, M14
2500 W, 8000 r.p.m./6500 r.p.m., 5.9 kg.



ANGLE GRINDER

RG7-30 180mm

230V AC

ø180xø22x5.5 mm, M14, 3000 Watts,
13Amps, 8500 r.p.m., 7 kg.



NEW



ANGLE GRINDER

RG9-30 180mm

230V AC

ø230xø22x5.5 mm, M14, 3000 Watts,
13Amps, 6500 r.p.m., 7 kg.



NEW



CONSTRUCTION TOOLS

HAMMERS

PROFESSIONAL ROTARY HAMMER

RW22H 22mm

RW22-3M 22mm

235VAC - 50Hz

650W, 0-850 RPM, 0-3900 BPM,
1.5J, 22mm, 2.9Amps., 2.7 kg.
800W, 0-1400 RPM, 0-4400 BPM,
2.2 J, 22mm, 2.6 Amps., 2.5 kg



PROFESSIONAL ROTARY HAMMER

RW26H 26mm, SDS Plus

235VAC - 50Hz

800W, 3.4Amps
0-4900 BPM, 3J
Variable & Reversible
0-1100 /min, 3.1 kg.



PROFESSIONAL ROTARY HAMMER

RW2-32H 32mm

235VAC - 50Hz

4.5J, 1050W
900rpm, 2.55A, 1.6Kg



NEW



DEMOLITION HAMMER

RW-5EH 5kg

235VAC - 50Hz

1200 Watts, 1400 BPM
4100 / min-1, 10J, 6.07 kg.



DEMOLITION HAMMER

RW11EH 11kg

235VAC - 50Hz

1500 Watts, 1300 BPM
120-250 / min, 6-25J, 11kg.



DEMOLITION HAMMER

RW15H 15kg

235VAC - 50Hz

1500W, 1850 BPM
45 J, 6.38A, 15kg



CONSTRUCTION TOOLS

**CONCRETE VIBRATOR
RWCV35**

235V



850W, 4000 r.p.m., 35mm,
1.5M, 3.7 Amps, 2 kg.



**CONCRETE VIBRATOR
RWCV35-3**

235V - 50HZ



1100W, 4400r/min, 35mm,
3M, 5Amps., Double insulated, 2.4 kg



**ELECTRIC MIXER
RPM16 120mm**

235V - 50HZ



1000W, 1000r/min,
M12, 4.5Amps., 3.5 kg



**1600W INDUSTRIAL QUALITY HIGH
PRESSURE WASHER
RHP130**



Induction Motor, 130 Bar, 480 L/H
230V AC, 1600W, 12 kg.

**WALL CHASER
RWC133 133mm**

230V - 50HZ



2700W, 6200 RPM,
133mm, 42mm, 41mm,
11.7Amps., 6.2kg

**VACUUM CLEANER
RVC12L WET & DRY**

220-240V- 50/60Hz



1200W, Single Motor
(Cooper Motor), 12L, >18KPA

DIAMOND CORE DRILL

**DIAMOND CORE DRILL
RDD110**

12-110mm, 230V,
2080W, 2100 r.p.m.



**DIAMOND CORE DRILL
RDD200 / RDD250**

15-205mm, 230V,
3900W, 580 r.p.m.
220V AC, 4250W, 255mm,
560rpm, 900mm, 95*35*23cm,
20.5/24kgs



CHOP SAW

RW14E 355mm

235V / 115V - 50Hz

355 mm, 2300 Watts
3900 r.p.m., 17.2 kg.



**CUT-OFF SAW
RC14D**

235V - 50Hz

D handle and soft start
355 mm, 2600 Watts
3900 r.p.m., 11A, 18 kg.



MARBLE CUTTER

**MARBLE CUTTER
RW110 110mm**

230V

Double Insulated, 235V AC
1050 Watts, 14000 r.p.m., 3 kg.



**MARBLE CUTTER
RC4HD 110mm**

230V

1200 Watts, Max Cutting Depth 34mm,
11000 r.p.m., 5.2 Amps, 2.9 kg.



**MARBLE CUTTER
RW4-SB 110mm**

235V - 50Hz

1200 Watts, 11000 r.p.m., 3 kg.



**MARBLE CUTTER
RW125-FB 125mm /
RW125-TB 125mm**

235V AC - 50Hz

1300 Watts, 13000 r.p.m., 3.4 kg.
Options: Fixed / Tilted type base plate



WOOD WORKING

**CIRCULAR SAW
RS180 NEW 185mm**

235V - 50Hz

1400 Watts, 5600 r.p.m., 4.3kg



**CIRCULAR SAW
RS185 185mm**

NEW

235V

220V, 50Hz, 1200W
185mm, 24T/25.4mm
5300 r.p.m., 5.9A
4.3 kg. (without blade)



**PLANER
28200 82X2mm**

235V

82mmX2mm, 500 Watts
15000 r.p.m., 2.6 kg.



**ROUTER
RW-RT12 12mm**

235V / 115V

1800Watts, 23000 r.p.m.
4.1 kg.



**TRIMMER
RT6 6mm / 6.35mm
RT60 6mm / 6.35mm**

235V - 50Hz

600W, 30000 RPM
6mm/6.35mm, 2.6Amps., 1.9kg
220V 50HZ, 500W, 30000 RPM,
6mm/6.35mm, 2Amps., 1.7kg



NEW



**JIG SAW
RJS60 60mm**

235V AC- 50HZ

600W, 26mm (1"), 500-3000 spm
2.55A, 2.5kg



**HEAT GUN
RG2100 2000W**

235V - 50Hz

2000W, 8.5 A
1-2, 1- 350°C / 2-550°C, 0.6 kg



**HEAT GUN
RHG1600 1600W**

NEW

235V AC - 50Hz

1600W, 8.5Amps.,
Switch - On and Off,
1-350°C / 2-550°C, 0.5 kg.



**850W DRYWALL SANDER
RWS180**

230V 50HZ

850W, 900-2100 RPM
Double insulated
180mm, 3.7Amps., 2.7kg



NEW

**180mm CAR POLISHER
RCP180**

230V 50HZ

1400W, 180mm,
600-3000 RPM
M14, 6.1Amps., 3kg



NEW

BLOWER

**ELECTRIC BLOWER
RB500**

235V AC

3.8 m³/min, 600 Watts, 2.55A
6000-16000 r.p.m., 1.8 kg.



**ELECTRIC BLOWER
RB60V**

235V AC

3.8 m³/min, 600 Watts, 2.55A
6000-16000 r.p.m., 1.8 kg.



**ELECTRIC BLOWER
RB500PRO**

235V AC

3.8 m³/min, 600 Watts, 2.55A
16000 r.p.m., 1.6 kg.



**ELECTRIC BLOWER
RB50-S**

3.2 m³/min, 530 Watts, 2.25A
15000 r.p.m., 1.8kg.



MAGNETIC CORE DRILL

Raif Wolf

MAGNETIC CORE DRILL YUVA38

38mmx50mm

220 / 230 V

1300W, 700r/min, 12000N,
8Amps. 38mm dia x 50mm depth
13mm, Grounding (to earth), 13 kg



MAGNETIC CORE DRILL YUVA40

40mmx50mm

235V

1150Watts, 19mm
10,000N, 220-240V
50-60Hz, 12-40mm
Upto 13mm, 450rpm, 10 Kg



MAGNETIC CORE DRILL ENOVA 40

40mmx50mm

235V

40mm diax50mm depth,
1200 Watts, 400 r.p.m.,
1100 KGF, 165mmx80mm, 13.7 kg.



MAGNETIC CORE DRILL COMMANDO 40S

40mmx50mm

235V

40mm diax50mm depth,
1100 Watts, 270-610 r.p.m.,
8000N, 165mmx80mm, 13.2 kg.



MAGNETIC CORE DRILL MEGA - 50

50mmx50mm

220V

Core Drill 12mm-50mm
Cutting Depth 50mm,
1380 Watts, 100-470 r.p.m.,
16500 N, Moser Taper - MT2
Stroke - 210mm, 17 kg.



NEW

MAGNETIC CORE DRILL MEGA - 80

80mmx50mm

220V

Max Core Drill Dia-80mm
Max Twist Drill Dia-28mm
100-510 RPM
Max Attraction-16700N
Cutting Depth -50mm
Stroke-220mm, 1950W, 18kg



NEW

MAGNETIC CORE DRILL COMMANDO 50

50mmx50mm

235V

50mm Dia x 50mm depth,
1500 Watts, 100-265 r.p.m.,
200-500 r.p.m., 13500 N,
200mmx98mm, 15.8 kg.



PERMANENT MAGNET CORE CUTTING DRILL COMMANDO 50PM

235V

50mm dia x 50mm depth,
1500 Watts, 100-265 RPM,
200-500 RPM, 8430 N
2770mm x 190mm
110V/18kg / 230V/17.7kg



LOW PROFILE MAGNETIC DRILL 50mm COMMANDO 50LP

235V

50mmX 50mm, 30mm*
250-500RPM, 1200W, 10000N
L-334mm, H-179mm, W-100mm
192mm x 82mm, 11kg, 62mm



MAGNETIC CORE DRILL NW 50S 50mmx50mm

235V

50mm dia x 50mm depth
1600 Watts, 450 r.p.m., 1500 KGF,
200mmx100mm, 31 kg.



MAGNETIC CORE DRILL COMMANDO 75

75mmx75mm

235V

75mm dia x 75mm depth
1800 Watts, 70-180 r.p.m.,
200-500 r.p.m., 18500 N,
220mmx114mm, 22.8 kg.



MAGNETIC CORE DRILL COMMANDO 100 (NEW)

100mmx100mm

235V

100mm dia x 100mm depth
2000 Watts, 45-129 r.p.m.,
70-208 r.p.m., 140-434 r.p.m.,
240-700 r.p.m., 20000 N,
228mmx114mm, 24.8 kg.




MULTIFUNCTION MAGNETIC DRILL MEGA-150

150mmx150mm

235V

150mm, 57mm ,M50
3080W, 40-100rpm(1),
70-180rpm(2), 180-450rpm(3),
290-720rpm (4), 24500N, 32Kg.



METAL BODY / INDUSTRIAL TOOLS**Raif Wolf****LIGHT DUTY DRILL****EG2C** 6mm /
EJ3C 10mm

235V / 115V -50Hz

6mm / 10mm, 235 Watts,
2800 r.p.m. / 700 r.p.m., 2 kg. / 2.3 kg.**HEAVY DUTY DRILL****WD2C** 6mm /
WD3C 10mm /
WD34C 13mm

235V / 115V -50Hz

6mm / 10mm / 13mm, 475 Watts / 550 Watts /
500 Watts, 2400 r.p.m. / 1000 r.p.m. / 550 rpm,
3.1 kg. / 3.6 kg / 3.9 kg**LIGHT DUTY DRILL****SD4C** 13mm

235V / 115V -50Hz

13mm, 435 Watts
700 r.p.m., 4.4 kg.**HEAVY DUTY DRILL****14130** 13mm

235V / 115V -50Hz

750 Watts, 750 r.p.m., 4.4 kg.

**TWO SPEED DRILL****TS35C** 10mm/16mm

235V / 115V -50Hz

10mm /16mm, 600 Watts
1380 r.p.m. / 560 r.p.m., 5.4 kg.**HEAVY DUTY DRILL****WDH / WDH12**
13mm to 23mm

235V / 115V -50Hz

13mm to 23mm, 595/1200 Watts
560 r.p.m./450 r.p.m., 7 kg. / 7.2 kg.**HEAVY DUTY DRILL****WDHC / WDHC12** 20mm
(Chuck Model)

235V-50Hz

20mm, 595 Watts/1200 Watts
560 r.p.m./ 450 r.p.m., 8.2 kg./ 8.4 kg**HEAVY DUTY DRILL****NW8** 25mm /
NW10 31mm

235V -50Hz

25mm/31mm, 660 Watts/850 Watts
380 r.p.m./280 r.p.m., 9.9 kg / 10 kg.**HIGH SPEED GRINDER****HSG / HSG BR** 6mm

235V / 115V-50Hz

6mm (collet), 300 Watts/500 Watts
16000 r.p.m./20000 r.p.m., 1.9 kg**FLEXIBLE SHAFT GRINDER****FF2** Two Speed /
FSG2 Single Speed

235V / 115V-50Hz

6mm (collet), 370 Watts
1200/11500 r.p.m./
12800 r.p.m., 5.4 kg./4.9 kg**STRAIGHT GRINDER****GQ4 / GQ4 BR11**

235V / 115V

ø100xø20x12.7mm, 775W / 1100W
5000 r.p.m. / 5600 r.p.m., 5.6 kg. / 6.5kg**STRAIGHT GRINDER****36100 / GQ6**

235V / 115V

ø100xø20x12.7mm, 1000W, 5800 r.p.m., 5.1kg.
ø150xø25x15.9mm, 1200W, 5600 r.p.m., 9.2kg.**LATHE GRINDER****GL3** 75mm

235V / 115V

ø75xø13 x19mm, 400 Watts, 8000 r.p.m.
(ext grinding) / 19000 r.p.m., (int grinding), 9.8 kg.**ANGLE GRINDER****AG7** 180mm /
AG9 230mm

235V

ø180xø22x6mm / ø230xø22x6mm, 2200 Watts,
M14, 7000 r.p.m. / 5600 r.p.m., 9.5 kg.**BENCH GRINDER****TG6** 1ph & 3ph

235V (1ph) / 440V (3ph)

ø150xø16x12.7 mm, 265 Watts /
285 Watts, 2950 r.p.m., 12.2 kg. / 12 kg**SINGLE SPEED AIR BLOWER****NWB**

235V

1.5 m³/min, 350 Watts
308 kmph, 4.5 kg.**TWO SPEED AIR BLOWER****77750**

235V

2.0 m³/min / 1.6 m³/min, 750 Watts /
450 Watts, 400 kmph / 315 kmph, 3.4 kg.**VERTICAL SANDER****VSM** 180mm

235V

180mm, 500 Watts
2200 r.p.m., 5.4 kg.**HORIZONTAL SANDER****HS7AR / HS7BR** 180mm

235V

180mm, 600 Watts/1000 Watts
4200 r.p.m./ 5200 r.p.m., 5.2 kg./ 5.7 kg.**PORTABLE TAPPING MACHINE****TP8** 3mm-10mm

235V

3mm to 10mm, 450 Watts
550 r.p.m., 3.9kg.

FARM EQUIPMENT

Rull Wolf

GASOLINE WATER PUMP RP30 3"

6.5HP, 76mm,
7M, 28M, 3600 r.p.m.



GASOLINE EARTH AUGER ED520

Single Man Operated
1E44F 1.45KW
52CC, 6500 r.p.m.
*Drill bits Optional accessory



GASOLINE EARTH AUGER ED630

Double Man Operated
1E48F, 2.2KW,
63CC, 6500 r.p.m.
*Drill bits Optional accessory



CHAIN SAW RS58 / RS63

2 stroke, single cylinder, 50.8 CC, 2.2 kwx,
9000 r/min, 20"/ 22 "/ 24", 5.8 kg



CHAIN SAW CS58

2 stroke, single cylinder, 50.8 CC, 2.2 kwx,
9000 r/min, 20"/ 22 "/ 24", 5.8 kg,
without chain and bar



THERMAL FOGGER RF02 AUTO

6 Ltr., 10-50 Microns,
9 kg., 18.5 KW



THERMAL FOGGER RF01 MINI

2 Ltr., 5-30 Microns,
1.4 kg



GASOLINE BRUSH CUTTER RBC-2S (SP) (2 STROKE)

1E44F 2 Stoke,
1.45 KW, 51.7CC,
6500 r.p.m.



GASOLINE BRUSH CUTTER RBC-4S (SP) (4 STROKE)

G35 4 Stroke
0.85KW, 35.8 CC
6500 r.p.m.





BACK PACK BRUSH CUTTER RBC-4S (BP) (4 STROKE)

G35 4 Stroke,
0.85 KW, 35.8 CC,
6500 r.p.m.



** For complete range please refer separate catalogue for AGRI EQUIPMENT or visit our website.*



AIR TOOLS SERIES I (PROFESSIONAL INDUSTRIAL)

**3/8" REVERSIBLE DRILL
RAD302 / RAD402**

3/8", 1800 r.p.m., 180mm
1/4", 3/8", 6 cfm, 1.1 kg
1/2", 800 r.p.m., 203 mm
1/4", 3/8", 8 cfm, 1.6 kg



**3/8" AIR ANGLE DRILL
ADDR217**

3/8", 1900 r.p.m., 1/4"
3/8", 9.9 cfm, 190 mm, 0.96 Kg



**1/4" HD 90° ANGLE GRINDER
ADG 1106H**

1/4" or 6 mm, 20000 r.p.m.
1/4", 3.5 cfm, 160 mm, 0.49 kg



**AIR DIE GRINDER
PG1101H**

1/4", 28000 r.p.m., 6.3 mm,
3.5 cfm, 160mm, 0.4 kg



**AIR MICRO DIE GRINDER
DG56**

3 mm, 56000 r.p.m., 1/4",
7.0 cfm, 5 mm, 156 mm, 0.21 Kg



**5" EXTENDED DIE GRINDER
EDGGR2205**

1/4", 22,000 r.p.m., 1/4"
3.1 CFM, 280 mm, 0.80 Kg



**5" EXTENDED DIE GRINDER
EDGGR2205A**

1/4", 23,000 r.p.m., 1/4"
5.0 SCFM, 285 mm, 0.70 Kg



**AIR RATCHET WRENCH
RW-RA12A - 1/2" Sq. Drive**

1/2", 1/4", 90 FT-LB. (120N-M)
160 r.p.m., 3.7 cfm, 254 mm, 3/8", 1.20 Kg



**4" - AIR ANGLE GRINDER
AG406**

4" or 100mm, 11000 r.p.m., 1.4",
6 cfm, 3/8" (10mm), 242 mm, 1.82 Kg



**7" - AIR ANGLE GRINDER
AG-GR706**

7" (180 Mm), 7000 Rpm, M14
3/8", 12 mm, 9 Cfm, 3.18 Kg



**COMPOSITE IMPACT WRENCH
IW0981T**

3/8", 1/2"(13mm),
280FT-LB (39KG-M,
380N-M), 10000 r.p.m.
3.7 cfm, 1/4", Air Hose - 10 mm,
170 mm, 1.2 Kg



**COMPOSITE IMPACT WRENCH
IW-1281 - 1/2" Sq. Drive**

1/2", 5/8" (16mm),
1000FT-LB, (138KG-M,
1356N-M), 10000 r.p.m.,
5.4 cfm, 1/4", 10mm,
193 mm, 2.2 Kg



**1/2" - IMPACT WRENCH KIT
IW1700K-A**

1/2", 5/8", 600ft-lbs
7500 r.p.m., 5.4 cfm
1/4", 10 mm, 190 mm, 2.4 Kg



**COMPOSITE IMPACT WRENCH
IW1930T - 3/4" Sq. Drive**

3/4", 19 mm, 1000ft-lbs
(1356nm), 9000 r.p.m., 5.4 cfm, 1/4"
10 mm, 200 mm, 2.2 Kg



**COMPOSITE IMPACT WRENCH
IW-1982 - 3/4" sq. Drive**

3/4", 19 mm,
1100ft-lbs (1490nm)
7500 r.p.m., 9.7 cfm, 1/4"
10 mm, 198 mm, 2.14 Kg.



**COMPOSITE IMPACT WRENCH
WITH 8" ANVIL (OPTIONAL)
IW2500T-8 - 1" Sq. Drive**

1", 2" (50mm), 2500FT-LB
3800 r.p.m., 6.8 cfm
3/8", 13 mm, 302 mm
11.8 Kg.



AIR TOOLS SERIES I (PROFESSIONAL INDUSTRIAL)

**COMPOSITE IMPACT WRENCH
IW2500T2 - 1" Sq. Drive**

1", 2" (50 mm), 1800ft-lbs
(2440 mm), 7500 r.p.m.,
11.3 cfm, 1/2"
13 mm, 440 mm, 12.30 Kg.



**AIR IMPACT WRENCH
RW2570T8 - 1" Sq. Drive**

2500 r.p.m., 1/2", 50 mm
345 kg/m, 8.5 cfm
622 mm, 1 inch, 14.6 Kg.



**AIR SCREW DRIVER
SD5MA**

5 - 7 mm, 9000 r.p.m., 25-30 N. m.,
2.0 cfm, 190mm, 0.83 Kg



**AIR SCREW DRIVER
SD-SR208**

1/4", 700 Rpm, 220 Mm
45-145 In-lb, 7.5 Cfm, 1.23 Kg



**DUST FREE ORBITAL SANDER
OS-303 / OS-306**

5" velcro type, 10,000 r.p.m.
1/4", 3/8", 2 cfm, 5 mm, 0.9 Kg.



**DUST FREE ORBITAL SANDER
OS-303 / OS-306**

6" velcro type, 11,000 r.p.m.
1/4", 3/8", 4.75 SCGM,
6 mm, 0.9 Kg.



**10x330mm BELT SANDER
BS-003**

10 x 330mm, 16,500 r.p.m.
1/4", 4 cfm, 326mm, 0.88 kg



**3/16" AIR HYDRAULIC RIVETER
HRRV105L**

2.4/3.2/4.0/4.8mm blind rivets
2,680 lbs (1219 kg)
18mm, BLIND, 90 PSI, 1.5 Kg



**INDUSTRIAL AIR DIE GRINDER
DG 6-35**

6 mm, 35000 rpm,
165 mm, 1/4" NPT,
18 cfm, 0.45 Kg.



**INDUSTRIAL ROLL TYPE GRINDER
DGL21**

6 mm, 21000 r.p.m.,
3/8" NPT, 27 cfm,
315 mm, 2.50 Kg.



**PNEUMATIC STRAIGHT GRINDER
SG150**

150mm x 25mm
6000 r.p.m., 1/2" BSP
56 cfm, 5.5 Kg.



**PNEUMATIC CHIPPING HAMMER
CH3**

2100 BPM, 76.2 mm (3")
3/8" BSP, 30 cfm, 7 Kg.



**PNEUMATIC BENCH FLOOR
SAND RAMMER
BSR1 / FSR1**

850 / 800 per min.,
530 mm /1258mm,
102 mm/152mm,
3/8" NPT/A 1/2" BSP,
25 CFM, 5.7 Kg/11kg.



**PNEUMATIC WELD FLUX CHIPPER
WFC42**

4200 per min., 257 mm
25.4 mm, 1/4" NPT
22 cfm, 2 Kg.



**PNEUMATIC CONCRETE
BREAKER
CB1210**

540 mm, 1400 bpm, 48 mm,
108 mm, 19 mm, 6 bar,
25 X 108 mm, 50 CFM, 22 Kg.



**PNEUMATIC CONCRETE
BREAKER
CB117**

740 mm, 1200bpm, 57 mm
165 mm, 19 mm, 6 bar
32 X 160 mm, 75 cfm, 37 Kg.



AIR TOOLS SERIES 2 (STANDARD)

Raifor Wolf

AIR DIE GRINDER PG144



6 mm, 25000 rpm, 1/4"
2.5 cfm, 150 mm, 0.36 Kg

IMPACT WRENCH IW760 - 1/2" Sq. Drive



1/2", 16 mm, 7000 rpm
380 Nm, 4.16 cfm, 194 mm
2.12 Kg

IMPACT WRENCH KIT IWK007 - 1/2" Sq. Drive



1/2", 16 mm, 7000 rpm
300 Nm, 4.16 cfm, 194 mm
2.4 Kg

IMPACT WRENCH IW161A - 3/4" Sq. Drive



3/4", 19 mm
4500 rpm, 813 Nm
6.9 cfm, 246 mm, 4.56 Kg

AIR IMPACT WRENCH IW1050 - 1" Sq. Drive



1", 50mm., 3800 r.p.m
3200 N/m, 8" Long
8-12 Bars (115-175 PSI)
16.7kgs

5" - AIR ANGLE GRINDER AG449




5" (125 mm),
11000 RPM, 1/4" NPT,
4.48 cfm, M10 / M14,
225 mm, 1.75 Kg

3/16" AIR HYDRAULIC RIVETER HR - RV- 101



2.4/3.2/4.0/4.8MM
2,680 lbs (1219 kg)
14mm, 90 PSI, 1.5 Kg



ARC SERIES (INVERTER)

ARC 200 (R76), ARC 200 (WA20),
ARC 200 (RW20A),
ARC 200 (RA20), ARC 200 (MA20),
ARC 200 (ECO200N)

General Fabrication, Maintenance
Works



ARC SERIES (INVERTER)

ARC 250 (RA25S), ARC 250
(RA25), ARC 250 (ECO-250),
ARC 300 (RA30-1&2)

General Fabrication,
Maintenance Works



ARC SERIES (INVERTER)

ARC 400HK (RA40HK),
ARC 400H (RA40H),
ARC 400 IJ (RA40),
ARC 500 IJ (RA50),
ARC 600I (RA60),
ARC 630 (RA63)

Suitable for General Purpose, Low Hydrogen,
Stainless Steel Electrodes etc.



ARC SERIES (FULLY THYRISTORISED)

ARC 400 (RT400),
ARC 600 (RT600)

Suitable for General Purpose,
Low Hydrogen, Stainless
Steel Electrodes etc.



FCT SERIES

ARC 400 (FCT 400),
ARC 450 (FCT 450),
ARC 600 (FCT 600)



ENGINE DRIVEN WELDING GENERATOR

RWG-350
RWG-400 (4-CYLINDER)
RWG-500



SUBMERGE ARC WELDING

MZ 1000 (RS100),
MZ 1250 (RS125)

Pressure Vessels /
Structural Fabrications /
Ship Building / Locomotives etc.



AIR PLASMA CUTTING

CUT 80 (RC80),
CUT 100 (RC10)
CUT 160 (RC16)

General Fabrication / Constructions &
Other Engineering Industries.



MIG SERIES

MIG 200S (RM20),
MIG 250 (RM25),
MIG 400 IJ (RM40N),
MIG 500 IJ (RM50),
MIG 630 I (RM63)

General Fabrication / Pipe Welding / Construction /
Automobile / Railways / Furniture Industries etc



TIG SERIES

TIG 200 A (RT20),
TIG 200 AC/DC (RT20A)
TIG 250 A (RT25),
TIG 315P AC/DC (RT31PA)
TIG 400 IJ (RT40),
TIG 500 IJ (RT50)
TIG 630 (RT63)

Ship Building / Pipe Welding / Furniture /
Automobile Industries / Railways etc



CNC FLAME / PLASMA CUTTING MACHINE Cantilever Type

RCN 1500,
RCN 1500 P



CNC FLAME / PLASMA CUTTING MACHINE Gantry Type Flame / Plasma Cutting Machine

RWG2506
RWG3506
RWG3508
RWG4008



CNC FLAME / PLASMA CUTTING MACHINE Bench Type Plasma Cutting Machine

RWB1503
RWB1506



STUD WELDING MACHINE (DRAWN ARC TYPE)

RDA1600
RDA2500
RDA3100



LASER WELDING MACHINE

- Easy to Weld with clean Welds and Accurate
- Portable
- Low cost of ownership
- Homogenous fusion of material



LASER MARKING MACHINE

Solar Industry, Tools & Tooling
Medical & Surgical,
Die & Mould Engraving
Kitchen Ware & Bath Fitting
Color Marking in SS Material



ACCESSORIES, STANDS & ATTACHMENT

**CUT-OFF WHEEL
BROWN SERIES
14" 2NET
355X2.8X25.4mm**




Max. 4400 rpm
Max. 80m/s

**TCT ANNULAR
CUTTER**



Sizes : Dia 12mm to 100mm
in depths 35mm/50mm/
75mm/110mm

**HSS ANNULAR
CUTTER**



Sizes : Dia 12mm to 100mm
in depths 35mm/50mm/
75mm/110mm

**DRILL CHUCK ADAPTOR
(SHANK TYPE)**



**INDUSTRIAL ARBOR WITH
AUTOMATIC INTERNAL
LUBRICATION**



INDUSTRIAL ARBOUR MT-2 / MT-3MT-2
WELDON SHANK FOR 19MMMT-3
WELDON SHABK FOR 19MM / 32MM

PILOT PIN



**FLEXIBLE SHAFT
10 FD SUITABLE
FOR FF2/FSG2**



**3.0M LONG
HIGH EFFICIENT
VIBRATION ROD.
FOR RW-CV35-3**



CHISELS

FOR CONCRETE BREAKERS CHIPPING
HAMMERS AND WELDFLUX CHIPPER



**MAGNETIC STAND
HEXAGONAL BASE
- WDH WITH MS**



Suitable for Mounting
WDH / WDHC / WDH12 /
WDHC12 / NW8 / NW10

**MAGNETIC STAND
ROUND BASE -
WDH WITH MS 10**



Suitable for Mounting
WDH / WDHC / WDH12 /
WDHC12 / NW8 / NW10

**MAGNETIC STAND
RECTANGULAR BASE -
WDH WITH MS 50**



Suitable for Mounting -
WDH / WDHC / WDH12 /
WDHC12 / NW8 / NW10

**MAGNETIC STAND
HEXAGONAL BASE -
NW10 with MS**



Suitable for Mounting
NW8 / NW10

**MAGNETIC STAND
ROUND BASE
NW10 with MS10**



Suitable for Mounting
NW8 / NW10

**MAGNETIC STAND
RECTANGULAR BASE
NW10 with MS50**



Suitable for Mounting
NW8 / NW10

MECHANICAL STANDS

ES 1 For EG2C/EJ3C,
ES 3 for NW8 / NW10



ES 14 For WD2C, WD3C,
WD34C, SD4C & TS35C
ES 23 for WDH / WDHC

**INTERNAL
GRINDING
ATTACHMENT,
IGA, SUITABLE
FOR GL3**



MOTORS

UMG 5



UMG 27



PMDC 58 / 59



UM 4B



* For complete range please refer separate catalogue for MOTORS or visit our website.



Ralli Wolf Industries Ltd.

An ISO 9001 : 2015 certified Organisation

Regd. Office : Diamond Heritage, 510, 5th Floor,
16, Strand Road, Kolkata - 700001, West Bengal, (India)
E : info@ralliwolf.com W: www.ralliwolf.com

Works : G-104, MIDC Area, Ahmednagar - 414 111, Maharashtra, India,
P : +91 24127 79887 E : works@ralliwolf.com

Customer Care : P : +91 81000 80353 | E : customercare@ralliwolf.com

Sales Network : Ahmedabad, Bangalore, Baroda, Bhopal, Bilhai, Chennai, Coimbatore, Cuttack, Delhi, Gurgaon, Guwahati, Habuli, Indore, Jaipur, Jamshedpur, Kolkata, Kolhapur, Ludhiana, Lucknow, Mumbai, Nagpur, Pune, Raipur, Secunderabad, Siliguri, Trichy, Vishakhapatnam



* The pictures and specification are only for reference.

Notes : *110V can be made available on select models for MOQ

- * Machines with Deadman switch are available on request for certain models.
- * For pneumatic tools - Air pressure required is 90 Bars.
- * Oil lubrication is must for all the tools before starting the operation.



Double Insulation



Side Handle



Adjustable Speed



Reversible Operation



Impact



SDS PLUS



Light Weight



Soft Start



Auto Stop C/B



Spindle Lock



SDS MAX

Due to continuous R & D, actual product supplied may differ the data shape and colour contained herein. The catalogue supersedes all earlier catalogues.

22042025