

Madhav Solar & Irrigation

Damji mepa street no.-6, Pipaliya hall main road,
Opp. to atika industrial, Nr. to rameshwar chock,
Rajkot -360002(Gujarat)-India

Contact: +91 (0) 90336 99434, +91 (0) 99980 51118








Web Site: www.madhavsolarclean.com



E-Mail :Sales@madhavsolarcleaning.com

| Sr. No. | Model | Description | Image | Water Flow At 1.5 Kg/cm ² Pressure |
|---------|--|---|--|--|
| 1 | M1Y -Short | Solar panel clean spray nozzle 180 degree-Yellow Green UV Protected -2 Feet radius -1/2" Male thread (3 Year Guarantee) |  | 180 ° FIX-6 lpm |
| 2 | M1Y-Blue -Short | Solar panel clean spray nozzle 180 degree-Yellow Blue UV Protected -2 Feet radius -1/2" Male thread (1 Year Guarantee) |  | 180 ° FIX-6 lpm |
| 3 | M1B -Short | Solar panel clean spray nozzle 180 degree-Black Nylon Material -2 Feet radius -1/2" Male thread (5 Year Guarantee) |  | 180 ° FIX-6 lpm |
| 4 | M4 Nozzle- Mist Sprayer | Solar panel clean spray nozzle 180 degree-Black Mist Nozzle -Mist type sprayer pattern nozzle Nylon Material -2 Feet radius -1/2" Male thread |  | 180 ° FIX-4 lpm |

| Sr. No. | Model | Description | Image | Water Flow At 1.5 Kg/cm ² Pressure |
|---------|---------------------------------------|--|--|--|
| 5 | M1Y -Long | Solar panel clean spray nozzle 180 degrees UV Protected -2 Feet radius -1/2" male thread (3 Year Guarantee) |  | 180 ° FIX-6 lpm |
| 6 | M3 -Unique Clamp Set | Solar panel clean spray nozzle 180 Degree -Black -With unique clamp set - fix with any type of solar panel -Regular 180-degree nozzle -8mm Extension pipe-18" -8mm Thread connector-1 Pcs Nylon Material -2 Feet radius (5 Year Guarantee) |  | 180 ° FIX-6 lpm |
| 7 | M4 -Unique Clamp Set | Solar panel clean spray nozzle 180 Degree -Black -With unique clamp set - fix with any type of solar panel -Mist type Sprayer Pattern Nozzle -8mm Extension pipe-18" -8mm Thread connector-1 Pcs Nylon Material -2 Feet radius (5 Year Guarantee) |  | 180 ° FIX-4 lpm |
| 8 | M5 -Unique Clamp Set | Adjustable nozzle with unique clamp set -Easy to fix with any type of solar panel -0-to-360-degree nozzle -8mm Extension pipe-18" -8mm Thread connector-1 Pcs -Radius- Optional -4, 6, 8, 10, 12, 15, 17 feet (5 Year Guarantee) |  | As per adjustable nozzle model selection -Any one from (Sr.No.35 to 46) |

| Sr. No. | Model | Description | Image | Water Flow |
|---------|---------------------------|---|--|---|
| 9 | M5 -Flat Clamp Set | Adjustable nozzle with flat clamp set -Easy to fix in between gape of the two solar panel (Where mid clamp used for module support) -0-to-360-degree nozzle -8mm Extension pipe-18" -8mm Thread connector-1 Pcs -Radius- Optional -4, 6, 8, 10, 12, 15, 17 feet (5 Year Guarantee) |  | As per adjustable nozzle model selection -Any one from (Sr.No.35 to 46) |
| 10 | M3B Set | Solar Clean Nozzle-180 degree – Black -With plastic clamp UV Protected -2 Feet radius -1/2" Male thread (3 Year Guarantee) |  | 180 ° FIX-6 lpm |
| 11 | M3Y Set | Solar Clean Nozzle-180 degree – Yellow -With plastic clamp UV Protected -2 Feet radius -1/2" Male thread (3 Year Guarantee) |  | 180 ° FIX-6 lpm |
| 12 | M2 SET | Adjustable nozzle with adjustable plastic stand -Easy to fix with solar panel -1/2" male thread -Radius- Optional -4, 6, 8, 10, 12, 15, 17 feet (2 Year Guarantee) |  | As per adjustable nozzle model selection -Any one from (Sr.No.35 to 46) |

| Sr. No. | Model | Description | Image | Water Flow |
|---------|-----------------------|---|--|---|
| 13 | M2 SET - Short | Adjustable nozzle with short plastic stand -Easy to fix with solar panel -0-to-360-degree nozzle -1/2" male thread -Radius- Optional -4, 6, 8, 10, 12, 15, 17 feet (2 Year Guarantee) |  | As per adjustable nozzle model selection -Any one from (Sr.No.35 to 46) |
| 14 | Clamp-3 –GI | Gal. clip with j bolt-1/2" -For support plumbing pipe with panel (Only for long frame panel) -Clip thickness-1.5mm -Bolt thickness-8 mm -Inner dia-20mm |  | - |
| 15 | Clamp-3-SS | SS clip with j bolt-1/2" -For support plumbing pipe with panel (Only for long frame panel) -Clip thickness-1.5mm -Bolt thickness-8 mm -Inner dia-20mm |  | - |
| 16 | Clamp-4A | Galvanized L clamp with U bolt -For hanging plumbing pipe with solar panel (Panel's up top side) -Inner Size -1" -Clamp thickness -2 mm |  | - |
| 17 | Clamp-4B | Galvanized L clamp with U bolt -For hanging plumbing pipe with solar panel (Panel's up top side) -Inner Size -1/2" -Clamp thickness -2 mm |  | - |

| Sr. No. | Model | Description | Image | Water Flow |
|---------|-----------------|---|--|------------|
| 18 | Clamp-5A | Galvanized clip with U bolt -For support plumbing pipe with panel (Only for long frame panel) -Inner size -1" -Clamp thickness -2 mm |  | - |
| 19 | Clamp-5B | Galvanized clip with U bolt -For support plumbing pipe with panel (Only for long frame panel) -Inner size -1/2" -Clamp thickness -2 mm |  | - |
| 20 | Clamp-6A | Galvanized G clamp with U bolt -For hanging plumbing pipe with solar panel (For short frame panel/Mono panel) -Inner size -1" -Clamp thickness -2 mm |  | - |
| 21 | Clamp-6B | Galvanized G clamp with U bolt -For hanging plumbing pipe with solar panel (For short frame panel / Mono panel) -Inner size -1/2" -Clamp thickness -2 mm |  | - |
| 22 | Clamp-7B | Gal. S type clamp -For support plumbing pipe with Purlin / Rafter/ Structure -Clip thickness-1.2mm -Size-40mmx20mm |  | - |

| Sr. No. | Model | Description | Image | Water Flow |
|---------|---------------------|--|--|--------------------------------------|
| 23 | Clamp-1 | S.S. Easy support clamp -For support plumbing pipe with panel (Only for long frame panel) -Inner dia-32mm -Thickness -1.5mm |  | - |
| 24 | Clamp-2-GI | Gal. single clamp -For support plumbing pipe with panel (Only for long frame panel) -Clip thickness-2mm -Inner dia-20mm+ |  | - |
| 25 | Holder clamp | Pipe holder clamp -To hold / support water pipe with the unique clamp series Size-20mm |  | - |
| 26 | SF1 | Screen filter-1" (Automat-Small) -For remove major particle from water-130 micron -Y type filter -Size-1 Inch -MTA |  | Water filtration capacity-6000 Lph |
| 27 | SF1.5 | Screen filter-1.5" (Automat) -For remove major particle from water-130 micron -Y type filter -Size-1.5"-MTA |  | Water filtration capacity-15,000 Lph |
| 28 | SF2 | Screen filter-2" (Automat) -For remove major particle from water-230 micron -Y type filter -Size-2" -MTA |  | Water filtration capacity-20,000 Lph |

| Sr. No. | Model | Description | Image | Water Flow |
|---------|-------------------------|--|--|------------|
| 29 | Timer | Digital timer with contactor & Enclosure Box -For auto on / off water pump /Solenoid valve -Contactor -18 Amp-230v -Power supply-230v AC |  | - |
| 30 | SV-1-230v | Solenoid Valve Inlet size-1" Female thread Power supply- 230 V Ac Size-1" FTA |  | - |
| 31 | Sv-1/2"- 230v | Solenoid Valve Inlet size-1/2" Female thread Power supply- 230 V Ac Size-1/2" FTA |  | - |
| 32 | SV-1"-24v | Solenoid Valve Make-Hunter / K rain Inlet size-1" Female thread Power supply- 24 V Ac Size-1" FTA |  | - |
| 33 | Controller-4 Station | Digital Indoor Controller -4 Station -Dry run sensor option available -Power supply-230v AC -Timer operate supply-24v AC -Maximum-4 valve operate |  | - |
| 34 | Controller-6 Station | Digital Indoor Controller -6 Station -Dry run sensor option available -Power supply-230v AC -Timer operate supply-24v AC -Maximum-6 valve operate |  | - |


| Sr. No. | Model | Description | Image | Water Flow |
|---------|-------|--|--|---|
| 35 | K8 | Adjustable Nozzle(K-Series) - 8 feet radius -0 to 360 degrees adjustable -1/2 "Female thread |  | 90° Open-2 lpm 180° Open-4 lpm 360° Open-8 lpm |
| 36 | K10 | Adjustable Nozzle(K-Series) - 10 feet radius -0 to 360 degrees adjustable -1/2 "Female thread |  | 90° Open-2.5 lpm 180° Open-5 lpm 360° Open-10 lpm |
| 37 | K12 | Adjustable Nozzle(K-Series) - 12 feet radius -0 to 360 degrees adjustable -1/2 "Female thread |  | 90° Open-3 lpm 180° Open-6 lpm 360° Open-12 lpm |
| 38 | K15 | Adjustable Nozzle(K-Series) - 15 feet radius -0 to 360 degrees adjustable -1/2 "Female thread |  | 90° Open-4 lpm 180° Open-7.5 lpm 360° Open-14 lpm |
| 39 | K17 | Adjustable Nozzle(K-Series) - 17 feet radius -0 to 360 degrees adjustable -1/2 "Female thread |  | 90° Open-4.5 lpm 180° Open-9 lpm 360° Open-16 lpm |
| 40 | 4A | Adjustable Nozzle (A-Series) - 4 feet radius -0 to 360 degrees adjustable -1/2 "Female thread |  | 90° Open-1 lpm 180° Open-2 lpm 360° Open-4 lpm |




| Sr. No. | Model | Description | Image | Water Flow |
|---------|-------|---|--|---|
| 41 | 6A | Adjustable Nozzle (A-Series) - 6 feet radius -0 to 360 degrees adjustable -1/2 "Female thread |  | 90° Open-1 lpm 180° Open-2 lpm 360° Open-4 lpm |
| 42 | 8A | Adjustable Nozzle (A-Series) - 8 feet radius -0 to 360 degrees adjustable -1/2 "Female thread |  | 90° Open-2 lpm 180° Open-4 lpm 360° Open-8 lpm |
| 43 | 10A | Adjustable Nozzle (A-Series) - 10 feet radius -0 to 360 degrees adjustable -1/2 "Female thread |  | 90° Open-2.5 lpm 180° Open-5 lpm 360° Open-10 lpm |
| 44 | 12A | Adjustable Nozzle (A-Series) - 12 feet radius -0 to 360 degrees adjustable -1/2 "Female thread |  | 90° Open-3 lpm 180° Open-6 lpm 360° Open-12 lpm |
| 45 | 15A | Adjustable Nozzle (A-Series) - 15 feet radius -0 to 360 degrees adjustable -1/2 "Female thread |  | 90° Open-4 lpm 180° Open-7.5 lpm 360° Open-14 lpm |
| 46 | 17A | Adjustable Nozzle (A-Series) - 17 feet radius -0 to 360 degrees adjustable -1/2 "Female thread |  | 90° Open-4.5 lpm 180° Open-9 lpm 360° Open-16 lpm |

| Sr. No. | Model | Description | Image | Water Flow |
|---------|------------------------|---|--|------------|
| 47 | Tee-1/2" | UPVC Thread tee Size-1/2" x 1/2"(Thread) |  | - |
| 48 | Tee-1" | UPVC Thread tee Size-1" x 1/2"(Thread) |  | - |
| 49 | Hose connector | Hose Connector -8mm Size-1/2"(MTA)x6mm (Barbed type) -To connect 8 mm extension pipe with the 1/2" FTA type thread (only for unique series) |  | - |
| 50 | Thread tee-20mm | Barbed threaded lateral pipe tee Size-20mm x 1 /s2" (Thread) |  | - |
| 51 | Tee-20mm | Lateral pipe tee Size-20mm |  | - |
| 52 | Elbow-20mm | Lateral pipe elbow Size-20mm |  | - |
| 53 | Hose collar | Lateral pipe hose collar Size-20mm x 1 /2" -male thread -For convert UPVC to lateral connection Or Reduced size >20mm to 20mm |  | - |
| 54 | End cap-20mm | Lateral pipe end cap Size-20mm |  | - |
| 55 | Joiner-20mm | Lateral pipe joiner Size-20mm |  | - |

| Sr. No. | Model | Description | Image | Water Flow |
|---------|-------------------------------|--|--|------------|
| 56 | Hose Clamp | Hose Clamp-20mm -Use to proper grip of lateral pipe connection Size-20mm |  | - |
| 57 | COMP. MTA-32MM | Comp.MTA-32mm -One side male thread x one side compressor fit Size-32mm x 32mm (MTA) |  | - |
| 58 | COMP. TEE-32MM | Comp. Tee-32mm-3 Side Comp. -All 3-side compressor fit Size-32mm x 32mmx32mm |  | - |
| 59 | COMP. TEE-32MM-MTA | Comp. Tee-32mm-1 Side Thread -One side male thread x 2 side compressor fit Size-32mm x 32mm (MTA)x32mm |  | - |
| 60 | COMP. TEE-32MM-ALL MTA | Tee-32mm -MTA-3 Side -All 3-side male thread adapter Size-32mm x 32mmx32mm |  | - |
| 61 | COMP. ELBOW-32MM | Comp. Elbow-32mm-2 Side Comp. -All 2-side compressor fit Size-32mm x 32mm |  | - |
| 62 | COMP. ELBOW-32MM-MTA | Comp. Tee-32mm-1 Side Thread -One side male thread x One side compressor fit Size-32mm x 32mm (MTA) |  | - |
| 63 | COMP. ENDCAP-32MM | Comp. Endcap-32mm -Endcap with compressor fit -Size-32mm |  | - |

| Sr. No. | Model | Description | Image | Water Flow |
|---------|--|--|--|------------|
| 64 | COMP. JOINER-32MM | Comp. Joiner-32mm -Use to joint/connection of pipes -Compressor fit Size-32mm |  | - |
| 65 | UNIVERSAL REDUCER | Red. Coupler Thread-1" x 1/2" -Use to joint different size & different type of pipes -Size-1"(FTA) x 1/2"(FTA) |  | - |
| 66 | FEMALE HOSE COLLAR | Female Hose Collar-1" x 20mm -To connect 1 inch pipe to 20 mm lateral pipe -Size-1 " (FTA) x 20mm |  | - |
| 67 | THREAD COUPLER | Inside Thread Coupler-1" -Use to joint 2 MTA connection -Size-1"(FTA) |  | - |
| 68 | Drain Clip | Water Drain Clip -Use to drain remain water from the solar panels after solar cleaning Size option-35mm & 40 mm |  | - |
| 69 | MBN001 -Nylon Telescopic Brush | <ul style="list-style-type: none"> • Brush size – 18 "x 3 " • Brush material -Soft nylon • Pole length -4 Mtr. • Pole type -Telescopic type (3 Step) • Min. Length – 1.5 Mtr. & Max. Length – 4 Mtr • Pole material -Aluminum • Watered pipe length-5 Mtr |  | - |
| 70 | MBN002 -Nylon Telescopic Brush | <ul style="list-style-type: none"> • Brush size – 18 "x 3 " • Brush material -Soft nylon • Pole length -6 Mtr. • Pole type -Telescopic type (3 Step) • Min. Length – 2 Mtr. & Max. Length – 6 Mtr. • Pole material -Aluminum • Watered pipe length-7 Mtr |  | - |

| Sr. No. | Model | Description | Image | Water Flow |
|---------|--|--|--|------------|
| 71 | MBN003 -Nylon Telescopic Brush | <ul style="list-style-type: none"> • Brush size – 18 “x 3 “ • Brush material -Soft nylon • Pole length -9 Mtr. • Pole type -Telescopic type (3 Step) • Min. Length – 3 Mtr. & Max. Length – 9 Mtr. • Pole material -Aluminum • Watered pipe length-10 Mtr |  | - |
| 72 | MBN004 -Nylon Telescopic Brush | <ul style="list-style-type: none"> • Brush size – 24 “x 3 “ • Brush material -Soft nylon • Pole length -4 Mtr. • Pole type -Telescopic type (3 Step) • Min. Length – 1.5 Mtr. & Max. Length – 4 Mtr • Pole material -Aluminum • Watered pipe length-5 Mtr |  | - |
| 73 | MBN005 -Nylon Telescopic Brush | <ul style="list-style-type: none"> • Brush size – 24 “x 3 “ • Brush material -Soft nylon • Pole length -6 Mtr. • Pole type -Telescopic type (3 Step) • Min. Length – 2 Mtr. & Max. Length – 6 Mtr. • Pole material -Aluminum • Watered pipe length-7 Mtr |  | - |
| 74 | MBN006 -Nylon Telescopic Brush | <ul style="list-style-type: none"> • Brush size – 24 “x 3 “ • Brush material -Soft nylon • Pole length -9 Mtr. • Pole type -Telescopic type (3 Step) • Min. Length – 3 Mtr. & Max. Length – 9 Mtr. • Pole material -Aluminum • Watered pipe length-10 Mtr |  | - |
| 75 | Combi | <p>-Microfiber Brush with Wiper Blade -2 in 1</p> <p>Size of brush-16 Inch</p> <p>-Use to clean after some time where the sprinkler system is installed</p> |  | - |

| Sr. No. | Model | Description | Image | Water Flow |
|---------|-----------|---|--|------------|
| 76 | Combi-001 | <p>-Microfiber Brush with Wiper Blade</p> <p>-2 in 1 with 4 mtr pole</p> <ul style="list-style-type: none"> • Size of brush -16 Inch • Pole length -4 Mtr. • Pole type -Telescopic type (3 Step / 2 Step) • Min. Length – 1.5 Mtr. & Max. Length – 4 Mtr (For alluminium) • Min. Length – 2 Mtr. & Max. Length – 4 Mtr (For S.S.) • Pole material -Alumi. / S.S. <p>-Use to clean after some time where the sprinkler system is installed</p> |  | - |
| 77 | Combi-002 | <p>-Microfiber Brush with Wiper Blade</p> <p>-2 in 1 with 6 mtr pole</p> <ul style="list-style-type: none"> • Size of brush -16 Inch • Pole length -6 Mtr. • Pole type -Telescopic type (3 Step) • Min. Length – 2 Mtr. & Max. Length – 6 Mtr • Pole material -Aluminum <p>-Use to clean after some time where the sprinkler system is installed</p> |  | - |
| 78 | Combi-003 | <p>-Microfiber Brush with Wiper Blade</p> <p>-2 in 1 with 9 mtr pole</p> <ul style="list-style-type: none"> • Size of brush -16 Inch • Pole length -9 Mtr. • Pole type -Telescopic type (3 Step) • Min. Length – 3 Mtr. & Max. Length – 9 Mtr • Pole material -Aluminum <p>-Use to clean after some time where the sprinkler system is installed</p> |  | - |