



Lubi

Passion for Pumps




QUALITY | INNOVATION | SUSTAINABILITY

High Technology Fluid Handling Solutions



www.lubipumps.com





COMPANY OVERVIEW

When it comes to the science of pumping, Lubi pumps present smart, sturdy and sustainable pumping solutions with over 50 years of unmatched experience and expertise for applications in Industries across the spectrum.

We provide pumping solutions from more than 5000 different models of pumps which can be customised in raw materials or design based on the field application.

We are a vertically integrated manufacturing company where starting from Design and Engineering of products to manufacturing of components, assembly, testing and final finishing and packaging is done within our various manufacturing facilities. This helps us in providing our customers with Top Quality, Competitively Priced Products delivered On Time to the customers.

We export our products worldwide to more than 80 countries. We have a subsidiary company in UAE for distribution of products in Middle East and another one in Spain for distribution of our products in Europe.


We are committed to the Green Energy movement by continuously working towards making our products more Energy Efficient and certifying them through agencies like Bureau of Energy Efficiency (BEE). We are also offering a wide range of Alternative Energy Sustainable Pumping Products like Solar Submersible and Monoblock Pumps.

Due to our large volume of exports to USA and Europe, we have a large range of products which are certified by UL, FM and CE for safety.

We are committed to After Sales Service and understand that After Sales Service is the most important part of our business model. In view of this we have a Customer Care Number : 9824200800, where customers can register service requests. These service requests are promptly addressed by our team of Locally Designated Service Partners or by Head/Branch Office Service Technicians to close the service request as soon as possible.

Our aim is to provide a Comprehensive Pumping Solution to the customer with Quality Products which are Priced Competitively, delivered On Time and have the Lowest Life Cycle cost, supported by impeccable After Sales Service.

50+
YEARS OF
PUMPING TRUST



Passion for Pumps

**QUALITY
INNOVATION
SUSTAINABILITY**

INFRASTRUCTURE

We have nine state of the art modern, high technology, manufacturing facilities in India comprising to more than 350,000 square meter of floor area to manufacture the entire range of products offered by Lubi.

All the manufacturing facilities are ISO-9001-2008 certified for Quality Systems and ISO 14001- 2004 certified for Environment Management Systems by TUV, Germany.

We have a manufacturing capacity of 700,000 pumps per annum covering more than 5000 different models.

We also have a separate Design and Engineering Department employing 50 full time Engineers who work towards providing Design and Engineering support for our Products and Manufacturing Processes used in our factories.

We have state of the art DISA High Pressure Moulding Line in our Cast Iron and Bronze foundry which enables us to produce our own castings with superior quality and surface finish for our products. We also have state of the art Aluminum Die Cast Machines to manufacture Aluminum Components used in our products.

We have CNC machining equipment in each of our factories to ensure high quality, productive and precise machining of components for our products. Dedicated Automated Assembly Lines are used for High Productivity and Quality of our products. All components are Cathode Electro Deposition (CED) coated after machining but before assembly so that rust and corrosion is eliminated.

We have Engineering Plastic Injection Moulding machines and Ultrasonic Assembly machines for manufacturing components used with our products,

All products are thoroughly tested for quality and performance before dispatch.

We have a team of more than 2500 dedicated employees to run our operations.

We have an extensive marketing network in India with more than 20 Branch Offices located in different states of the country. We also stock fast moving products at the Branch to ensure prompt delivery.





LBS Series

Single-stage Bare Shaft End-suction Pumps

Performance :
 Flow Range : Up to 1060 m³/h
 Head Range : Up to 160 metres

Applications :

Water supply, Pressure boosting for high rise buildings, hotels industry etc., Industrial washing & cleaning systems Cooling & Air Conditioning systems, Boiler feed and condensate transfer system, Irrigation systems for fields including sprinkler & drip irrigation systems.



LES Series

Single-stage End-suction Pumps

Performance :
 Flow Range : Up to 1060 m³/h
 Head Range : Up to 160 mtr.

Applications :

Water supply, Pressure boosting for high rise buildings, hotels industry etc., Industrial washing & cleaning systems, Fire protection systems, Cooling & Air Conditioning systems, Boiler feed and condensate transfer system, Irrigation systems for fields including sprinkler & drip irrigation systems.



LBI Series

End-suction Centrifugal Monoblock Pumps

Performance :
 Flow Range : Up to 150 m³/h
 Head Range : Up to 55 metres

Applications :

For suitable liquids which are thin, clean, non-explosive, non-aggressive, not containing solid particles or fibers. For water supply systems and irrigation. For heating, cooling, air-conditioning and circulation plants. For civil, industrial and fire fighting applications.



LHC Series

Horizontal Split Case Pumps

Performance :
 Flow Range : Up to 2700 m³/h
 Head Range : Up to 160 meters

Applications :

Suitable for handling water with slight impurities in: Industries, Water works, irrigation, Water Circulation, Air Conditioning Plants, Processing Plants, Paper, Sugar and Textile Mills etc. Power Plants, Refinery, Storm water, Sprinkler irrigation, Waste Water Treatment Plants, Fertilizer Plants.

LCR, LCRI, LHR, MVN Series



Vertical Multistage Centrifugal Pumps

Performance :
Flow Range : Up to 180 m³/h
Head Range : Up to 320 meters

Material of Construction :
Cast Iron, Stainless Steel 304 & Stainless Steel 316

Applications :
Pressure Boosting in buildings and industry
Reverse Osmosis and Ultra-filtration systems
Fire Fighting systems (Jockey Pumps)
Boiler Feed and Condensate Systems
Washing and Cleaning systems.

MXF, SMSJ, LCF Feed Pump



Horizontal Single-stage Centrifugal Pumps

Performance :
Flow Range : Up to 10 m³/h
Head Range : Up to 36 meters

Applications :
Domestic water supply systems.
Civil & industrial water supply systems.
Sprinkler systems.
Irrigation.
Gardens, farms.

MH, SMCI Series



Horizontal Multistage End-suction Pumps

Performance :
Flow Range : 0.5 to 25 m³/h
Head Range : Up to 75 meters

Applications :
Liquid transfer and circulation of liquids within light industry and farming, Pressure boosting in single-pump and multi-pump booster systems, Domestic water supply, Cooling systems
Air-conditioning systems, Washing and cleaning systems
Water treatment.

LCS Series



Close-coupled Stainless Steel Centrifugal Pumps

Performance :
Flow Range : Up to 120 m³/h
Head Range : Up to 55 meters

Applications :
Water supply, Pressure boiler feeding,
Pure water treating systems, Pharmaceutical and food stuff,
Refining chemical industries,
Industrial washing and sprinkler system.

AQUAPACK Series



HPN Pressure Booster Systems

Features & Benefits

- Cascade control, only the required number of pump is in operation at any time.
- Single phase prevention & overload motor prevention.
- Dry run protection & low pressure protection.
- Manual operation • Pump ON & pump Fault indication.
- Automatic alternation (changeover) of lead pump to ensure equal run time of all pumps.
- At the heart of the controller is a PLC with 5.7" Color touch Screen Display (HMI) to program the Aquapack 1000 system as per the site requirement.
- Also available VFD controls for power saving.

Applications :

Transfer and pressure boosting of clean water for community water supply, Apartment complex, Hotels, Hospitals, Industries, Commercial buildings, Schools, etc.

LCRNH Series



High-pressure Vertical Multistage Centrifugal Pumps

Performance :

Flow Range : Up to 180 m³/h
Max. Operating Pressure : 50 bar

Applications :

Process water systems.
Washing and cleaning systems.
High-pressure wash down systems.
Boiler feed and condensate systems.
Ultra-filtration systems.
Reverse osmosis systems.

SLSJ, SLSW Series



Stainless Steel Submersible Bore Well Pumps

Performance :

Flow Range : Up to 280 m³/h
Head Range : Up to 750 meters

Applications :

Water supply
Irrigation
Civil
Industrial
Fire fighting

LHM, LVM Series



Submerged Centrifugal Pumps

Performance :

Flow Range : Up to 270 m³/h
Head Range : Up to 95 metres

Applications :

Industrial cooling water application. Industrial washing & cleaning systems. Fire fighting application. Domestic water supply systems. Water supply in commercial buildings, apartments, complexes, hotels, hospitals, schools, bungalows, etc. Sprinkler systems. Gardens, farms & fountains. Dewatering applications.

LHP, LFP Series



Sewage / Effluent Pumps

Performance :
Flow Range : Up to 2400 m³/h
Head Range : Up to 50 meters

Applications :

Drainage of sewage from the building basements, hotel industry, waste water from factories.
Drainage of sewage from industrial process factories.
Emptying of septic tanks, cesspits and sewage pump stations.
Pumping surface and drainage water from garages and sprinkler systems.

CSP, LAP Series



Drainage Pumps

Performance :
Flow Range : Up to 55 m³/h
Head Range : Up to 28 meters

Applications :

Slushy water, waste water without solids, sump drainage.
Drainage application, flood control.
Dewatering for fish pond or basement.
As a sump pump for household applications.
For draining flooded rooms or tanks.

LAS Series



Construction Drainage Pumps

Performance :
Flow Range : Up to 145 m³/h
Head Range : Up to 55 meters

Applications :

Civil engineering dewatering of tunneling and ground works, also for storm water sewers.
Dewatering of fluids containing solid sediments.

LGP Series



Grinder Pumps

Performance :
Flow Range : Up to 20 m³/h
Head Range : Up to 32 meters

Applications :

Used in pressure sewage system. Drainage of waste water from individual residences, apartment, buildings, recreational developments, motels. Transferring waste water of commercial buildings, industrial plants, waste water sampling, small hospitals. Schools, federal, state and local parks' waste water drainage.
To transfer various waste water and sewage.

LVI, LVS Series



Close-coupled & Split-coupled Vertical In-line Pumps

Performance :
Flow Range : Up to 1200 m³/h
Head Range : Up to 160 meters

Applications :
Cooling & Heating Systems
Pressure Boosting Systems
Industrial Applications
Water Supply
Fire Protection System



HVAC Packaged Pumping Systems

Applications :
Cooling & Heating Systems
Pressure Boosting Systems
Industrial Applications
Water Supply
Fire Protection System

LSD Series



Suction Diffusers

Features
Multi functional design incorporating
a) 90° Elbow.
b) Inline Strainer.
c) Flow straightening guide vanes.
d) Reducing Elbow.
Removable start-up strainer.
Cast on support pad.
Drain Plug with permeant magnet.
Quick Operating Bolted cover for fast & easy cleanup.

LTV Series



Triple Duty Valves

Features
• Valve can be inline or 90° degree configuration.
• Drain Plugs are provided at inlet and outlet of valve.
• Compact Design.
• Spring-loaded disc ensures positive sealing and eliminates chatter.
• Flanges as per PN16, PN25, ANSI125 and ANSI 250.

Applications :
• HVAC Chilled Water Plants for Air Conditioning of Buildings
Shopping Malls, Auditoriums, Sports Complexes, Airports, etc.
• HVAC Chilled Water Plants for Industries like Pharmaceuticals,
Food & Beverage, Chemical Manufacturing etc.

Intellicon Series



Multiple Pump Multiple Zone Controller For HVAC Systems

Features

- Variable speed energy saving optimized solution designed especially for HVAC systems.
- Available with Parallel Sensorless Technology (optional).
- Enhanced control capabilities and performance by optimized staging of pumps as per field demand.
- Multiple Pump, Multiple Zone Control made easy by inbuilt PLC based control.
- Can be integrated with existing or new HVAC system.

Applications :

Heating systems • Air-conditioning systems

LBM Series



Self-Priming Centrifugal Pumps

Performance :

Flow Range : Up to 300 m³/h
Head Range : Up to 35 meters

Applications :

Industries, Public Utilities
Civil Engineering,
Construction Industries
Marine, Waste Treatment
Agriculture
Any Other Applications Where Priming Is To Be Avoided.

LIR, LIP Series



Coolant / Immersible pumps

Performance :

Flow Range : Up to 9.0 m³/h
Head Range : Up to 212 meters

Applications :

Turning, Chilling, Part washing, Filtration, Condensate systems,
Wash and clean, Part washing, Milling, Grinding, Spark erosion,
Wire cutting

LSH Series



Swimming Pool Pumps

Performance :

Flow Range : Up to 150 m³/h
Head Range : Up to 20 meters

Applications :

The main application of the LSH pump is recycling and filtering of water in small, medium & large size swimming pools.

The pump incorporates a removable basket filter to filter out leaves, twigs & other large solids. Therefore these pump must be installed between the skimmer & the pool filter.

These pump are designed for pumping pool water being disinfected by chlorine.

LAC, LN, LP, LBC Series



Corrosion Resistant Thermoplastic Pumps

Performance :
Flow Range : Up to 65 m³/h
Head Range : Up to 60 meters

Applications :
Chemical process, Pharmaceutical, Food & Beverage processing
Steel plants, Automobile, Marine/Sea water, Water supply
Booster service, Cooling water
Water treatment/Purification
OEM.

LDP Series



Drum Pumps

Features
These pumps are designed specially for drums, vats, totes, containers, carboys, open vessels up to 1.5 mtr (60") deep.

High quality components, Light weight, portable, Easy to install, user friendly operation, Ergonomically designed handle.

Applications :
These pumps are used for pumping out liquids from drums, barrels, large storage vessels, stainless steel tanks, totes, etc.

Chemical plants, Food processing plants, Packaging plants, Plating, Semiconductor, Waste water treatment, Pharmaceutical, Laboratories, Automotive industries, Agriculture.

LDM Series



Drum Mixer

Features
High quality components, Light weight, portable, Easy to install, user friendly operation, Cost effective mixing, Few parts - maintenance friendly, Long lasting.

Applications :
LDMB mixers are design to provide service for a variety of mixing applications.
These drum mixers are suitable for mixing/blending low viscosity fluids & suspending or dissolving low concentrations of solids in water or water like liquids including light oils and syrups.


LT Series



Vertical Turbine Pumps

Performance :
Flow Range : Up to 1000 m³/h
Head Range : Up to 500 meters

Applications :
Irrigation, Water Supply, Circulating Water for Thermal and Nuclear Power Plants, Fire Fighting, Flood Control, Storm water, Sump service



FLHC Series


Horizontal Split Case Fire Pumpset

Performance :
 Flow Range : 1700 to 11350 lpm
 Head Range : 43 to 224 meters

Available with Diesel Engine drive as well as Electric motor drive and Controllers

Applications :

Commercial complexes and high rise buildings, Petrochemical industries and Gas plants, Oil and Gas on-shore & off-shore platforms, Oil terminals Airports and ports, Jetties, Marine applications, Power stations and transformer stations Chemical industries, Manufacturing plants Fire-work industries, Warehouses/godowns.



FLBS Series


End-Suction Fire Pumpset

Performance :
 Flow Range : 190 to 4730 lpm
 Head Range : 54 to 210 meters

Available with Diesel Engine drive as well as Electric motor drive and Controllers

Applications :

Commercial complexes and high rise buildings, Petrochemical industries and Gas plants, Airports and ports, Jetties, Marine applications, Power stations and transformer stations Chemical industries, Manufacturing plants Fire-work industries, Warehouses/godowns.



LMM Series

Multi stage Multi outlet Fire pumps

Performance :
 Flow Range : Up to 6500 lpm
 Head Range : Up to 450 meters

Available with Diesel Engine drive as well as Electric motor drive and Controllers

Applications :

Commercial complexes and high rise buildings, Petrochemical industries and Gas plants, Airports and ports, Jetties, Marine applications, Power stations and transformer stations Chemical industries, Manufacturing plants Fire-work industries, Warehouses/godowns.



FLBC / FLBB Series

Terrace Booster Fire Pumps

Performance :
 Flow Range : Up to 150 m³/h
 Head Range : Up to 100 meters

Applications :

Pressure Boosting for fire applications. Mainly used for offices, commercial complex, school, hospital, low rise buildings etc.



LUBI INDUSTRIES LLP

Near Kalyan Mills, Naroda Road, Ahmedabad - 380 025. Gujarat, INDIA.

Tel. # 91-79-61700100, **Fax. #** 91-79-61700399

Customer Care Number : 9824200800

E-mail : indsales@lubipumps.com • **Website :** www.lubipumps.com

Product Improvement is a continuous process at 'LUBI'. The data given in this publication is therefore subject to revision.

• Printed colours may be slightly different from the actual products.

Branches across India

- | | | | | |
|---------------|-------------|------------|-------------|--------------|
| • Bangalore | • Gwalior | • Jabalpur | • Nagpur | • Raipur |
| • Bhubaneswar | • Hubli | • Kanpur | • Noida | • Ranchi |
| • Coimbatore | • Hyderabad | • Kochi | • New Delhi | • Udaipur |
| • Ghaziabad | • Indore | • Kolkata | • Patna | • Vijayawada |
| • Guwahati | • Jaipur | • Mumbai | • Pune | |