

Asphalt Mixing Plant Mini Mobile Drum Mix Plant

Model No : DM 25 Capacity : 20 to 30 Ton / H



Air Blower



Bitumen Tank



Manufacturer & Exporter of Road Construction Machineries,
Equipments, Servicing & Trading.

Contribute to development of
new road to reach out
people for better tomorrow.

www.hindustanroadequipments.com

Let's Construct Environment Friendly Roads

Our Equipments Have been exported to many countries
in the world and the performance is already proven by
our Customers.

We are able to provide the best- fit custom plant for any
condition that wanted by our Customers.

HRE will response to our Customers promptly with the
best technology and performance.



Manufacturer & Exporter of Road Construction Machineries,
Equipments, Servicing & Trading.

Head Office :

A/ 43, Pushpak Tenament, Opp. Smruti Mandir, Isanpur,
Ahmedabd - 382443 Gujarat, India.

Contact : Mr. Hiren Y Bhatt
Mobile : (M) +91- 97250 44815

E- mail : hiren_bhatt_99@yahoo.co.in
info@hindustanroadequipments.com
mrktng.hindustanroadequipments@gmail.com

Web site : www.hindustanroadequipments.com
www.hindustanroadequipments.in
<http://indiamart.com/hindustanroad-equipments>

Our Branch Office at Kenya :

C/o, M/s, Mohamed's Engineering Supplies Ltd.
Authorized Distributor & Marketing Executive
of our machinery at Kenya.

Address : P. O. Box No. 85330, Mombasa.

Contact : Mr. Mohamed Faisal Harunani.
Phone : +254- 733605005, 722322480

E-mail : Mohamed-eng@africaonline.co.ke.



Asphalt Mixing Plant HRE-ST Series



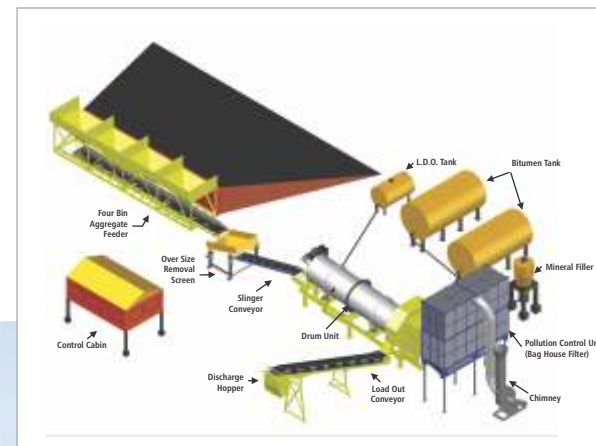
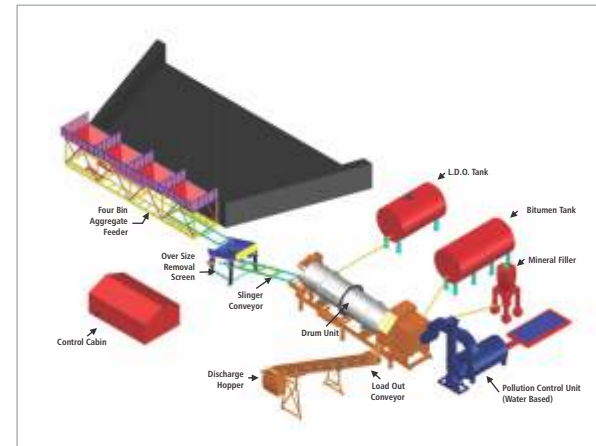
HRE-ST Series plant is Stationary Type Asphalt Mixing Plant

It is a most supplied model of plants. It is a kind of modular design plant which can be relocated quickly. Durability and less maintenance with production efficiency is the advantage of the HRE plant. It is equipped with most efficient pollution control system for safe environment and it produces best quality asphalt mix as per design.

HRE's own patented technology with long time developed design proves best plant performance and customer satisfaction.

This series model plants are capable of producing any type of asphalt concrete with even additional function like RAP (Recycled Asphalt Pavement).


MODEL	CAPACITY
DM ST 30	30 to 40 TON/H
DM ST 45	40 to 60 TON/H
DM ST 50	60 to 90 TON/H
DM ST 60	90 to 120 TON/H
DM ST 90	120 to 150 TON/H



Concrete Batching Plant HRE-ST Series



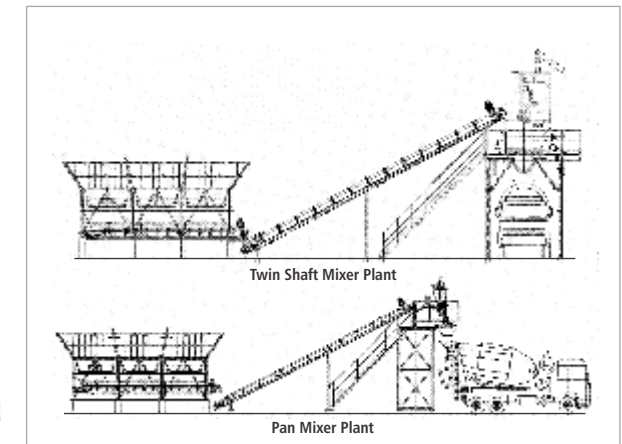
HRE-ST Series plant is Stationary Type Concrete Batching Plant



Twin Shaft Mixer

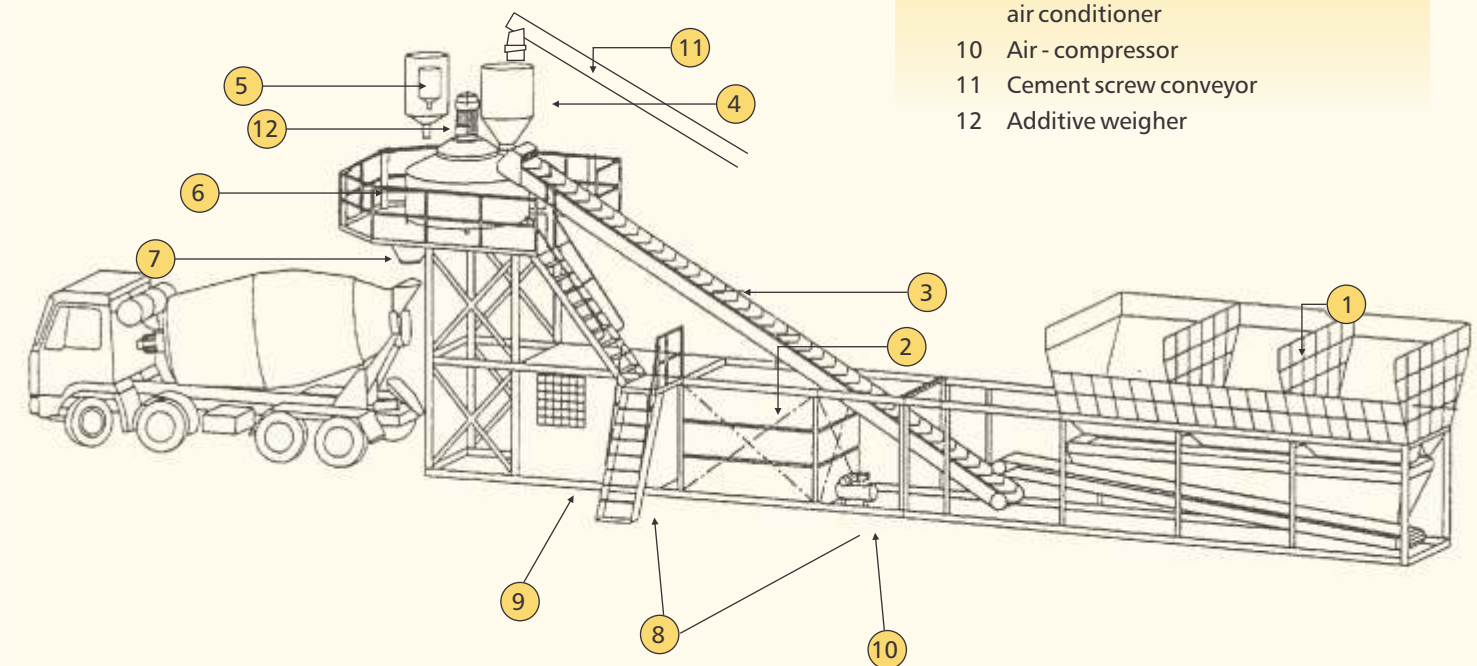
Planetary Pan Mixer

MODEL	CAPACITY
HRE ST 20	20 CUM/H
HRE ST 30	30 CUM/H
HRE ST 40	40 CUM/H
HRE ST 60	60 CUM/H



Description :

- 1 3 or 4 bins storage
- 2 5000 l water tank c/w pump
- 3 High capacity ribbed auxiliary conveyor belt
- 4 Cement weigh hopper
- 5 Water weigher
- 6 Pan mixer or Twin shaft mixer
- 7 Walkway
- 8 Reversible access staircase
- 9 Built in control cabin c/w optional air conditioner
- 10 Air - compressor
- 11 Cement screw conveyor
- 12 Additive weigher



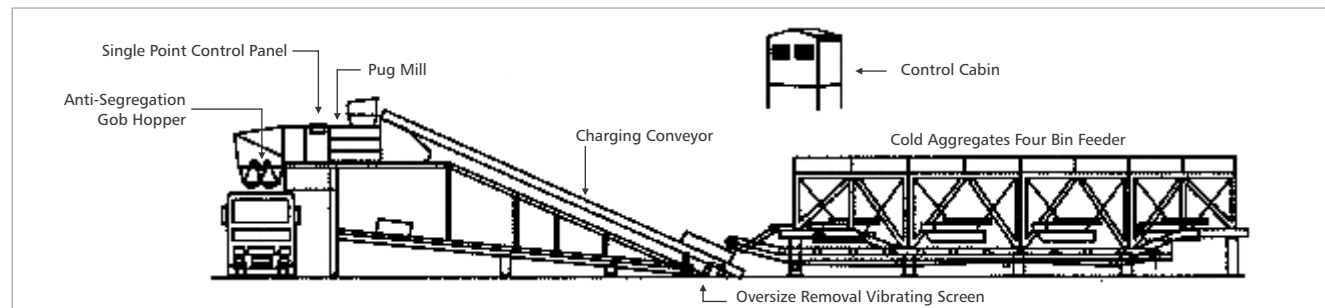
Wet Mix Macadam Plant HRE-ST Series



MODEL	CAPACITY
HRE ST 100	80 to 100 TON/H
HRE ST 150	135 to 150 TON/H
HRE ST 200	185 to 200 TON/H
HRE ST 250	230 to 250 TON/H

HRE-ST Series plant is Stationary Type Wet Mix Macadam Plant

This plant is used to make a Wet Mix Material the main mixing unit is called Pug Mill. There are tips and arms to break the stone. The tips and arms are made from special "Nayard" material.



Accessories shown in the drawing are not the part of standard supply



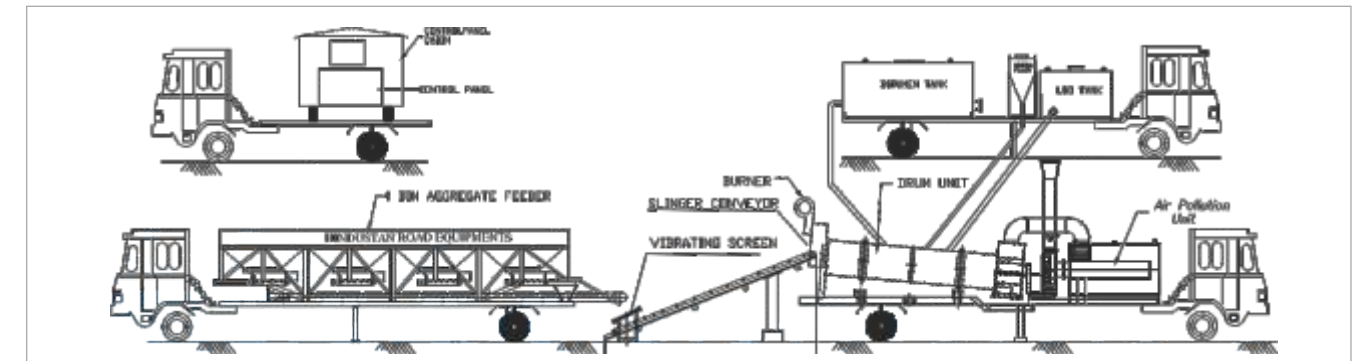
Asphalt Mixing Plant HRE-MT Series



MODEL	CAPACITY
MDM 25	20 to 30 TON/H
MDM 35	30 to 40 TON/H
MDM 45	40 to 60 TON/H
MDM 50	60 to 90 TON/H
MDM 60	90 to 120 TON/H
MDM 90	120 to 150 TON/H

HRE-MT Series plant is Mobile Type Asphalt Mixing Plant

Whole plant is mounted on three to four mobile chassis depending on the plant capacity. These mobile chassis comes with king pin or draw bar attachment for towing. The plant is designed for easy transportation & installation at site. Mobile Asphalt Plants are manufactured as per the international market standard to produce best quality hot mix material with low dust emission and at low fuel consumption.



Asphalt Batch Mix Plant HRE-ST Series



HRE-ST Series plant is Stationary Type Asphalt Batch Mix Plant

HRE model of asphalt batch mix plant is very easy to operate and good in comparison with ordinary asphalt plants.

It is called batch type asphalt plant. In this model you can achieve the higher capacity of Mixing with good quality of mixing of bitumen.



Control Cabin

MODEL	CAPACITY
BM ST 1000	90 TON/H
BM ST 1500	120 TON/H
BM ST 2000	160 TON/H
BM ST 2500	200 TON/H
BM ST 3000	240 TON/H



Control Panel



Asphalt Paver Finisher

Mechanical and Semi Sensor Paver

We bring forth our clients a qualitative range of paver finishers. These are highly reliable and durable and are made using the finest grade raw materials.

Our range is strictly in compliance



Bitumen Sprayer

Sprayer or Distributor

We supply this unit in different capacities as below "

With Tank Capacity :
4000 Liters, 6000 Liters, 8000 Liters, 10000 Liters

With width of spray bar :
2.4 meter standard and with extension



Hydraulic Road Sweeper

Operated by : Tractor OR JCB

This Equipment is used to Clean the road surface during the paving of asphalt on the road.

This is the new technology to save Men Power, Money and Time.

