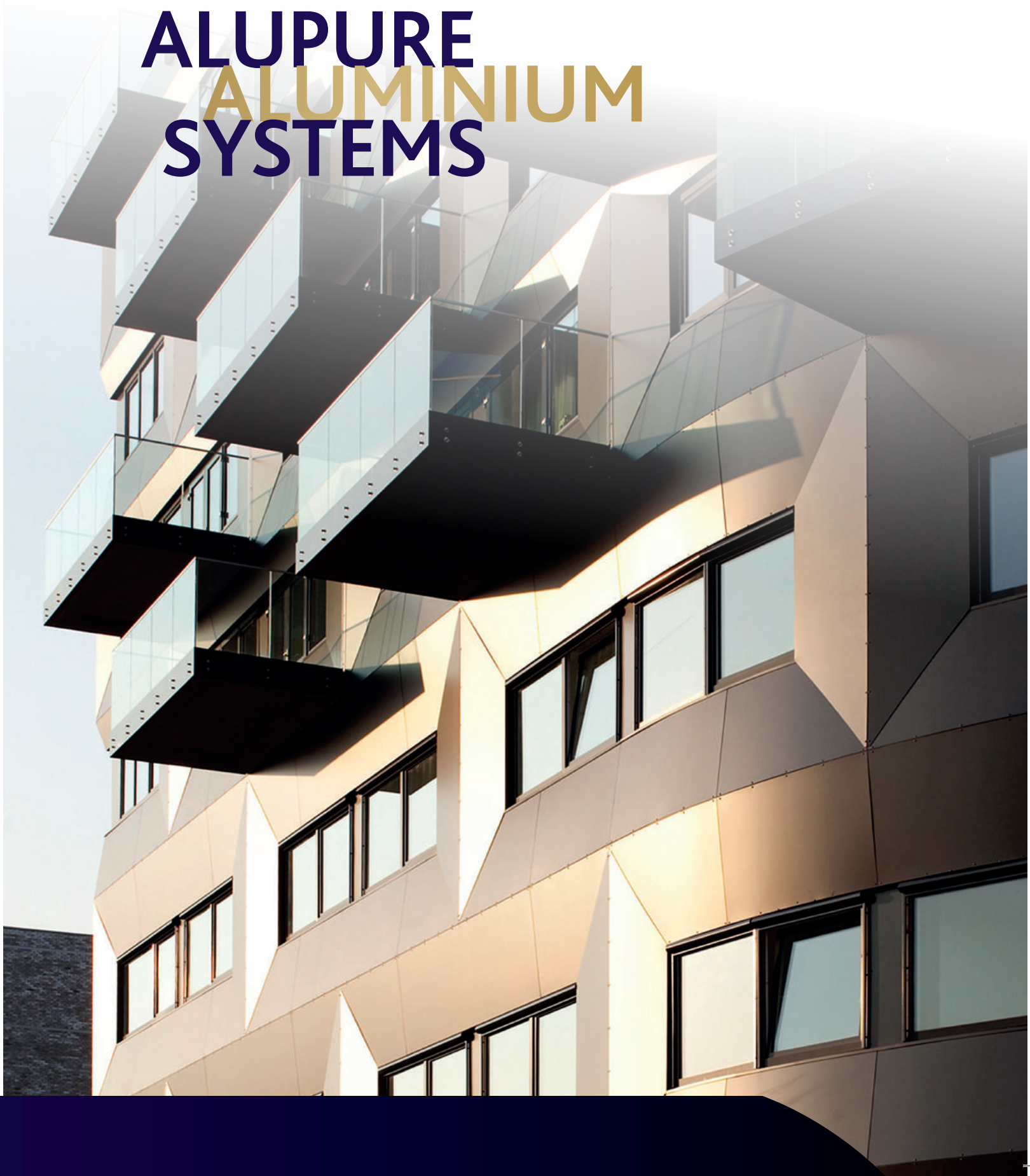


ALUPURE ALUMINIUM SYSTEMS





WINDOWS DOORS SLIDING SYSTEMS

AluPure aluminium windows, doors and sliding systems offer the highest level of quality and security. Their classic lines are the perfect complement to the modern architectural style. The fascinating attributes of these aluminium elements are their excellent fitness for use, even under extreme loads, and assured perfect functionality at all times.

profine AluPure aluminium elements are timeless, individual, and highly convincing with many positive properties. The profiles are extremely durable, and require only low maintenance over their long service lives. Moreover, profine AluPure aluminium elements are non-flammable, colourfast, and 100% recyclable. Thanks to their high stability and load bearing capacity, elements can be produced in extraordinary sizes and with various glass options.

Their weather resistance lends them long term durability, and they are maintenance free to the greatest possible extent. They fulfil virtually all architectural challenges affecting colour, shape, and design. The value and appearance of these aluminium structural elements are therefore preserved – with the corresponding cuts in the cleaning, maintenance, and care costs for your projects.

How your own home looks depends on the design of the window elements. After all the windows, doors and sliding systems characterise the style of your home. For this reason, profine AluPure offers designers great leeway in the choice of window colours. These take the form of powder or anodic coatings that are bonded inseparably to the profile surface.






ALUPURE WINDOWS

Modern, elegant, easy care, and resilient. This is undoubtedly how our aluminium windows can be described best. The special window geometry with its convex design sash lends the windows an aesthetic look that is extraordinary in that special way. Thanks to their range of variants, their inward and outward opening modes, and their slender sight lines, AluPure aluminium windows are universal solutions.

In addition to single-sash variants, there are also multi-sash designs and a number of combinations with frames. Windows are available as side hung, top hung and French style elements. The corner connectors are mitred for the perfect look and functionality. Solid metal corner connectors are fixed to aluminium profiles to form an inseparable bond for strong, stable closed frames. They have multi point locking to get higher security.



APC 46 System
inward opening window



APC 46 System
outward opening window

Aluminium centre seal system with 39 mm installation depth

Inward and outward opening

Elegant, modern window geometry with convex design sash

High quality EPDM seals

The system can accommodate glass thickness of 4, 6, 8, 10, 20 and 22 mm

Almost unlimited choice of colours due to finishing techniques such as anodising and powder finishing

Easy care, durable, and robust

Lasting value thanks to durable quality on the highest level



APC 46 System
inward opening door



APC 46 System
outward opening door

ALUPURE DOORS

The residential door is an expression of personal style and individuality, communicating to visitors their first impression of those living inside. If it is to be a contemporary reflection, it must also function to perfection and offer reliable protection against external environmental effects and unbidden guests. Versatility in function and design for expressing your individual style. The special residential door geometry with its convex design sash lends the residential doors that special touch and extraordinary look. The strength lies in the detail: uncompromising quality is born only of perfect harmony. Security is that good feeling you have when you close the door behind you and you feel simply at home. Multi point locking to get higher security.

Irrespectively of the inward or outward opening mode, the universal residential door threshold can be installed with peripheral sash frame or extra wide base profile. If barrier-free access is wished, the residential door can be fitted with special brush seals, even without a threshold.



Aluminium centre seal system with 39 mm installation depth

Inward and outward opening

Elegant, modern residential door geometry with convex residential door design sash

Extra wide base profile

High quality EPDM seals

The system can accommodate glass thickness of 4, 6, 8, 10, 20 and 22 mm

Suitable for commercially available residential door panelling

Almost unlimited choice of colours due to finishing techniques such as anodising and powder finishing

Easy care, durable, and robust

Lasting value thanks to durable quality on the highest level

Full accessibility optional



APSL 31 System
sliding window

ALUPURE SLIDING WINDOWS / SLIDING DOORS

Comfort has many faces. For instance, when an AluPure sliding system is opened and closed. Its precision fits make it extremely quiet and easy to use. Even with large glazed areas, the AluPure profiles ensure that the sliding elements move in nearly perfect silence, a result of the window and door sashes' high stability.

Sliding systems are an important and style shaping element for your house and home. AluPure profiles give sliding elements an appealing, distinctive look – thanks to the clear design of the sash profiles. The centre section with a door handle from top to bottom provides convincing static properties, also for the generous dimensioning of the sliding elements. This is aided by a modular frame system for the range of variants. So you can enjoy the maximum freedom when dimensioning the height and width of your door. It has multi point locking to get higher security.



APSL 31 System
sliding door

Optionally the sliding units can be equipped with an insect screen, using a special sliding frame. This insect screen offers effective and reliable protection against vermin, mosquitoes, flies and other insects. The stable aluminium frame can also be used as central transom, thus permitting also larger units. The insect screen consists of robust fibre glass tissue with a cover of synthetic material and is extremely tear- resistant and long- lived. The optionally adaptable guiderails integrate the track rollers of the insect screen sliding unit and permit a long- lasting and easy operation. The circumferential brush gaskets allow a secure and complete closure. This way, you can make your home more comfortable, as you can leave the sliding units open without annoying insects coming into your house.

Sliding windows and sliding doors can be offered in two, three, or four part designs

Add on frame system for multi-sash installations

The system can accommodate glass thickness of 4, 6, 8, 10, 20 and 22 mm

Smooth and quiet running; long service life thanks to minimum wear

With optional insect screen


Almost unlimited choice of colours due to finishing techniques such as anodising and powder finishing



ATMOSPHERE EMOTIONS HARMONY

BRILLIANT SURFACES – IN COLOUR OR METALLIC EFFECT

Colours act on the observer, generate ambience, appeal to the emotions, and often evoke memories. For the architect and planner, the choice of colours is a key step in the design process. Colours merge the building harmoniously into the surroundings or lend it a distinct presence. Colours underscore the architecture and place the detail or the whole surface in the foreground. And finally, colours also reflect attitude. Red is symbolic of activity, yellow of optimism. Grey, black, and white can be made to express a cool awareness of design. The AluPure system provides the maximum leeway for colours – matched perfectly to the design intended. Modern finishing techniques like powder or anodic coatings protect the surface not only against environmental effects, but provide developers with the colours and glosses for the product they want.





POWDER FINISHING FOR THE COLOUR YOU WANT

Thanks to the high quality enamelling of the powder finished profiles, the elements of aluminium retain their original brilliance even after many years and do not need a fresh coat of paint. You can choose from the whole RAL palette with over 200 colours. These RAL colours are available in glossy, matt, and textured.



ANODIC FINISHING FOR A BRILLIANT LOOK

The process yields brilliant surfaces and characteristic metallic effects. Anodic finishing is a benefit not only for the look. It also provides long lasting protection against increasingly aggressive environmental effects. Furthermore, anodised surfaces are insensitive to mechanical effects and are easy to clean.



profine India Window Technology Pvt. Ltd.

Registered & Corporate Office
501-502, 5th Floor, Kailash Building
26, K. G. Marg
New Delhi - 110001
Phone: (+91) 11 42368600
E-Mail: info.india@profine-group.com
Website: www.alupure.co.in



profine GmbH

Mülheimer Straße 26
53840 Troisdorf
Germany
Phone: (+49) 2241 9953-0
Fax: (+49) 2241 9953-3561
E-Mail: info@profine-group.com
Website: www.profine-group.com

